

<b>1</b>		<b>Registration</b>	<i>Registration</i>
Fri 7/2	8:00	<b>Registration</b>	

<b>4</b>		<b>Novelty</b>	<b>Optometry</b>	<i>Session</i>
Fri 7/2	9:00 10:00	<b>Enhancing Eye Health in The MENA Region: Community Engagement, School Assessments and Comprehensive Eyecare</b>		


**Moderator**

Yasmin El-Rouby



**Panelist**

Nisreen Alwan

Priya Morjaria

<b>1</b>	9:00	9:13	<b>Priya Morjaria. . UK</b>	<b>13 min.</b>		<b>44</b>
	004001		<i>The future of school eye health: School eye health rapid assessment to make a difference</i>			
<b>2</b>	9:13	9:26	<b>Nisreen Alwan. . UAE</b>	<b>13 min.</b>		<b>43</b>
	004002		<i>Connecting with the community: Outreach and engagement activities in eye health and vision care</i>			
<b>3</b>	9:26	9:39	<b>Zoelfiqar Mohamed. . Oman</b>	<b>13 min.</b>		<b>53</b>
	004003		<i>Main role of optometrists in primary eye care across MENA Region</i>			
<b>4</b>	9:39	9:52	<b>May Bakkar. . Jordan</b>	<b>13 min.</b>		<b>42</b>
	004004		<i>Dry eye disease in the Middle East, epidemiology, assessment and latest management options</i>			
<b>5</b>	9:52	10:00	<b>Discussion. .</b>	<b>8 min.</b>		<b>55</b>
	004005		<i>Discussion</i>			

<b>5</b>		<b>Workshop</b>	<b>Social Media</b>	<b>Workshop</b>
Fri 7/2	9:00 12:00	<b>InstaDoc Mastery: Master Instagram for Medical Branding</b>		

<b>1</b>	9:00 12:00	<b>Mohamed Tawfik. . Egypt</b>	<b>180 min.</b>		<b>58</b>
	<input type="text" value="005001"/>	<i>InstaDoc mastery: Master Instagram for medical branding</i>			
<b>2</b>	9:00 12:00	<b>Rami Shasha. . Canada</b>	<b>180 min.</b>		<b>113</b>
	<input type="text" value="005002"/>	<i>InstaDoc mastery: Master Instagram for medical branding</i>			

<b>6</b>		<b>Wetlab</b>	<b>Cataract</b>	<b>Wet lab</b>
Fri 7/2	9:00 10:30	<b>Phaco (Beginners)</b>		

**Instructors**

- Ahmed El Khashab
- Ahmed Mostafa
- Ashraf Zeid
- Mohamed Nadhari
- Mohammed Alkaabi
- Omar Almarzooqi
- Sandip Mitra
- Yousef Al Blooshi

<b>1</b>	9:00 9:10	<b>Ashraf Zeid. . UAE</b>	<b>10 min.</b>		<b>139</b>
	<input type="text" value="006001"/>	<i>Phaco (Beginners)</i>			







<b>7</b>		<b>Novelty</b>	<b>Orthoptics</b>	<b>Session</b>
Fri 7/2	10:00 11:00	<b>Eye-Conic Cases in Ophthalmology</b>		

**Moderator**

Khumara Khan

**Panelist**

Alan Mulvihill  
Helen Davis  
Jignasa Mehta










<b>1</b>	10:00 10:08	<b>Helen Davis. . UK</b>	<b>8 min.</b>		<b>116</b>
	<input type="text" value="007001"/>	<i>A question of diagnosis</i>			
<b>2</b>	10:08 10:16	<b>Alan Mulvihill. . UAE</b>	<b>8 min.</b>		<b>118</b>
	<input type="text" value="007002"/>	<i>Why is this child's vision poor?</i>			
<b>3</b>	10:16 10:24	<b>Jignasa Mehta. . UK</b>	<b>8 min.</b>		<b>119</b>
	<input type="text" value="007003"/>	<i>You guess the interesting case</i>			
<b>4</b>	10:24 10:32	<b>Sharon Hussain. . Qatar</b>	<b>8 min.</b>		<b>117</b>
	<input type="text" value="007004"/>	<i>When nerves misfire</i>			
<b>5</b>	10:32 10:40	<b>Sonal Rathod. . UAE</b>	<b>8 min.</b>		<b>120</b>
	<input type="text" value="007005"/>	<i>Driving with Duane's and diplopia</i>			
<b>6</b>	10:40 10:48	<b>Khumara Khan. . UAE</b>	<b>8 min.</b>		<b>115</b>
	<input type="text" value="007006"/>	<i>Childhood squints: Getting the basics right</i>			
<b>7</b>	10:48 11:00	<b>Discussion. .</b>	<b>12 min.</b>		<b>55</b>
	<input type="text" value="007007"/>	<i>Discussion</i>			

<b>8</b>		<b>Wetlab</b>	<b>Refractive</b>	<b>Wet lab</b>
Fri 7/2	10:30 12:00	<b>Laser Refractive Surgery</b>		



**Instructors**








Amr Al Amin  
Ashraf Zeid  
Ghaleb Seif  
Huda Al Dhaheri  
Nermeen Ayaad

<b>1</b>	10:30 10:40	<b>Ghaleb Seif. . UAE</b>	<b>10 min.</b>		<b>193</b>
	<input type="text" value="008001"/>	<i>Laser Refractive Surgery</i>			

9		Novelty	Free Paper	Session
Fri 7/2	11:00	<b>Free Paper - Cornea</b>		
	12:00			
		<b>Moderator</b> Mazen Sinjab	<b>Panelist</b> Fouad El Sayyad	
1	11:00	11:05	<b>Abdullah Alrushud. . KSA</b>	5 min.  210
	009001		<i>Outcome of non-penetrating and penetrating femtosecond laser intrastromal astigmatic keratotomy in patients with astigmatism after keratoplasty</i>	
2	11:05	11:10	<b>Ahmed Khattab. . Egypt</b>	5 min.  211
	009002		<i>Evaluation of keratoplasty in the pediatric age group</i>	
3	11:10	11:15	<b>Hamad Elzarrug. . Libya</b>	5 min.  221
	009003		<i>Visual outcome after lamellar keratoplasty at Benghazi Eye Teaching Hospital</i>	
4	11:15	11:20	<b>Farhad Nejat. . Iran</b>	5 min.  212
	009004		<i>Keratoconus monitoring with smartphone images using AI</i>	
5	11:20	11:25	<b>Hashem Abu Serhan. . Qatar</b>	5 min.  213
	009005		<i>Penetrating keratoplasty versus deep anterior lamellar keratoplasty for keratoconus: A systematic review and meta-analysis of 27,018 eyes</i>	
6	11:25	11:30	<b>Hessah Alrabiah. . Kuwait</b>	5 min.  179
	009006		<i>Articles review of the importance of Platelet Rich Plasma (PRP) in ophthalmology</i>	
7	11:30	11:35	<b>Mohammad Emad Alilo. . UAE</b>	5 min.  214
	009007		<i>The interacting roll of corneal nerves and inflammation in ocular surface homeostasis and regeneration</i>	
8	11:35	11:40	<b>Mohammed Albadri. . KSA</b>	5 min.  215
	009008		<i>Systematic review of intraocular lens power calculation formulas for keratoconus: Evaluating predictive accuracy and outcomes</i>	
9	11:40	11:45	<b>Srishti Khullar. . India</b>	5 min.  218
	009009		<i>Regenerative potential of simple limbal epithelial transplantation for graft-host interface modulation and visual rehabilitation in post penetrating keratoplasty corneal haze</i>	

# Friday, February 7, 2025


10	11:45	11:50	<b>Qusai Aloweiny. . KSA</b>	5 min.		216
		009010	<i>Efficacy and safety of stem cell-based therapies in treating limbal stem cell deficiency: A systematic review and meta-analysis</i>			
11	11:50	11:55	<b>Raheleh Moravej. . Iran</b>	5 min.		217
		009011	<i>Effect of mitomycin-C on corneal endothelial cell parameters after refractive surface ablation procedures</i>			
12	11:55	12:00	<b>Discussion. .</b>	5 min.		55
		009012	<i>Discussion</i>			
<hr/>						
<b>11</b>	<b>Break</b>					<b>Break</b>
Fri 7/2	12:00	<b>Lunch Time</b>				
	14:30					
<hr/>						
<hr/>						

<b>12</b>		<b>Left Channel</b>	<b>Cataract</b>	<b>Session</b>
Fri 7/2		14:30 15:30	<b>Mastering Soft Cataracts: A Simple yet Demanding Task</b>	
		<b>Moderator</b> Abdulla Naqi	<b>Panelist</b> Ghaleb Seif Rami Shasha	
<b>1</b>	14:30	14:37	<b>Ghaleb Seif. . UAE</b> <i>When simplicity becomes complexity</i>	<b>7 min.</b>  <b>193</b>
	012001			
<b>2</b>	14:37	14:44	<b>Wassim Altroudi. . UAE</b> <i>Supra capsular technique</i>	<b>7 min.</b>  <b>192</b>
	012002			
<b>3</b>	14:44	14:51	<b>Rami Shasha. . Canada</b> <i>Mechanical chop technique</i>	<b>7 min.</b>  <b>113</b>
	012003			
<b>4</b>	14:51	14:58	<b>Ashraf Zeid. . UAE</b> <i>Bowl and snail technique</i>	<b>7 min.</b>  <b>139</b>
	012004			
<b>5</b>	14:58	15:05	<b>Borja Salvador-Culla. . UAE</b> <i>RAPID technique</i>	<b>7 min.</b>  <b>194</b>
	012005			
<b>6</b>	15:05	15:12	<b>Ramy Riad. . Egypt</b> <i>Chip and flip technique</i>	<b>7 min.</b>  <b>190</b>
	012006			
<b>7</b>	15:12	15:19	<b>Abdulla Naqi. . UAE</b> <i>The carousel technique</i>	<b>7 min.</b>  <b>195</b>
	012007			
<b>8</b>	15:19	15:30	<b>Discussion. .</b> <i>Discussion</i>	<b>11 min.</b> <b>55</b>
	012008			

<b>13</b>	<b>Right Channel</b>	<b>In-Depth Session</b>	<b>Session</b>
Fri 7/2	14:30 15:00	<b>In-Depth Session (1): Bayer</b>	

**Moderator**




Nicola Ghazi

<b>1</b>	14:30 14:50	<b>Michael Stewart. . USA</b>	<b>20 min.</b>		<b>106</b>
	013001	<i>Eylea 8mg, A sustained disease control in clinical practice</i>			
<b>2</b>	14:50 15:00	<b>Discussion. .</b>	<b>10 min.</b>		<b>55</b>
	013002	<i>Discussion</i>			

<b>15</b>	<b>Workshop</b>	<b>Optometry</b>	<b>Hands-on</b>
Fri 7/2	14:30 15:30	<b>Optometry I: Hard Lens Fitting and Low Vision</b>	

**Moderator**


May Bakkar  
Sawsan Al Balushi  
Yazan Gammoh

<b>1</b>	14:30 15:00	<b>Bassima Aldelaigan. . KSA</b>	<b>30 min.</b>		<b>36</b>
	015001	<i>Scleral lens fitting workshop</i>			
<b>2</b>	15:00 15:10	<b>Ghada Hamad. . UAE</b>	<b>10 min.</b>		<b>38</b>
	015002	<i>The critical role of hygiene and education in contact lens wear</i>			
<b>3</b>	15:10 15:30	<b>Devakani Suresh Kumar. . UAE</b>	<b>20 min.</b>		<b>37</b>
	015003	<i>Low vision</i>			








<b>16</b>	<b>Wetlab</b>	<b>Oculoplasty</b>	<b>Wet lab</b>
Fri 7/2	14:30 16:00	<b>Oculoplasty Dry Lab: Botulinum Toxin Hands-on</b>	







**Instructors**

Amina Nabil  
 Fairouz P. Manjandavida  
 Fatima Habroosh  
 Khaled Abuhaleeqa  
 Nanis Soltan  
 Nora El Shammah  
 Ohood Almazrouei  
 Vinod Gauba

<b>1</b>	14:30	14:40	<b>Vinod Gauba. . UAE</b>	<b>10 min.</b>		<b>68</b>
	<input type="text" value="016001"/>		<i>Oculoplasty dry lab: Botulinum toxin hands-on</i>			



<b>17</b>		<b>Right Channel</b>	<b>Cornea</b>	<b>Session</b>
Fri 7/2	15:00	<b>Pecha Kucha: 10 Years Experience in 3 Minutes</b>		
	15:30			
<b>Moderator</b>				
Huda Al Dhaheri				
<b>1</b>	15:00	15:03	<b>Amna Al Maazmi. . UAE</b> <i>10 years experience in 3 minutes</i>	<b>3 min.</b>  <b>177</b>
	017001			
<b>2</b>	15:03	15:06	<b>Fouad El Sayyad. . Egypt</b> <i>10 years experience in 3 minutes</i>	<b>3 min.</b>  <b>178</b>
	017002			
<b>3</b>	15:06	15:09	<b>Eman AIBluwi. . KSA</b> <i>10 years experience in 3 minutes</i>	<b>3 min.</b>  <b>173</b>
	017003			
<b>4</b>	15:09	15:12	<b>Huda Al Dhaheri. . UAE</b> <i>10 years experience in 3 minutes</i>	<b>3 min.</b>  <b>98</b>
	017004			
<b>5</b>	15:12	15:15	<b>Mona Marwan. . UAE</b> <i>10 years experience in 3 minutes</i>	<b>3 min.</b>  <b>191</b>
	017005			
<b>6</b>	15:15	15:18	<b>Hesham Elsheikh. . Egypt</b> <i>10 years experience in 3 minutes</i>	<b>3 min.</b>  <b>290</b>
	017006			
<b>7</b>	15:18	15:21	<b>Huda Radhi. . UAE</b> <i>10 years experience in 3 minutes</i>	<b>3 min.</b>  <b>309</b>
	017007			
<b>8</b>	15:21	15:30	<b>Discussion. .</b> <i>Discussion</i>	<b>9 min.</b> <b>55</b>
	017008			

<b>19</b>		<b>Left Channel</b>	<b>Neuro-Ophthalmology</b>	<b>Session</b>
Fri 7/2		15:30	<b>Case Studies of Optic Disc Edema and Vision Loss</b>	
		16:30		
		<b>Moderator</b>	<b>Panelist</b>	
		Luai Eldweik	Karl Golnik Mazen Sabah Salma Yassine	
<b>1</b>	15:30	15:38	<b>Karl Golnik. . USA</b>	<b>8 min.</b>  <b>72</b>
	019001		<i>Papilledema vs pseudopapilledema: Clinical clues from examination</i>	
<b>2</b>	15:38	15:40	<b>Discussion. .</b>	<b>2 min.</b> <b>55</b>
	019002		<i>Discussion</i>	
<b>3</b>	15:40	15:48	<b>Alaa Bou Ghannam. . Lebanon</b>	<b>8 min.</b>  <b>73</b>
	019003		<i>Unilateral disc edema diagnostic challenges and management strategies</i>	
<b>4</b>	15:48	15:50	<b>Discussion. .</b>	<b>2 min.</b> <b>55</b>
	019004		<i>Discussion</i>	
<b>5</b>	15:50	15:58	<b>Mazen Sabah. . UAE</b>	<b>8 min.</b>  <b>74</b>
	019005		<i>Bilateral disc edema: Differentiating causes and next steps in diagnosis</i>	
<b>6</b>	15:58	16:00	<b>Discussion. .</b>	<b>2 min.</b> <b>55</b>
	019006		<i>Discussion</i>	
<b>7</b>	16:00	16:08	<b>Karl Golnik. . USA</b>	<b>8 min.</b>  <b>72</b>
	019007		<i>OCT in papilledema what am I missing</i>	
<b>8</b>	16:08	16:10	<b>Discussion. .</b>	<b>2 min.</b> <b>55</b>
	019008		<i>Discussion</i>	
<b>9</b>	16:10	16:18	<b>Luai Eldweik. . UAE</b>	<b>8 min.</b>  <b>71</b>
	019009		<i>Papilledema and vision loss understanding the causes</i>	
<b>10</b>	16:18	16:20	<b>Discussion. .</b>	<b>2 min.</b> <b>55</b>
	019010		<i>Discussion</i>	
<b>11</b>	16:20	16:28	<b>Salma Yassine. . UAE</b>	<b>8 min.</b>  <b>76</b>
	019011		<i>Papilledema in children diagnostic and management approaches</i>	
<b>12</b>	16:28	16:30	<b>Discussion. .</b>	<b>2 min.</b> <b>55</b>
	019012		<i>Discussion</i>	

<b>20</b>		<b>Right Channel</b>	<b>Society</b>	<b>Session</b>
Fri 7/2	15:30	<b>Qatar Society: Research Conduction: Made Easy for Ophthalmologists</b>		
	16:30			

**Moderator**


Zamzam Al-Baker





**Panelist**







Abdulaziz Al-Kaabi

<b>1</b>	15:30	15:37	<b>Zamzam Al-Baker. . Qatar</b>	<b>7 min.</b>		<b>108</b>
	020001		<i>The benefits from research conduction for ophthalmologist</i>			
<b>2</b>	15:37	15:50	<b>Anant Pai. . Qatar</b>	<b>13 min.</b>		<b>170</b>
	020002		<i>Enhancing research skills for ophthalmolgists: Unravelling the enigma</i>			
<b>5</b>	15:50	16:20	<b>Ahmed Shokeir. . Egypt</b>	<b>30 min.</b>		<b>109</b>
	020005		<i>Research methodology and designs: Ophthalmology models</i>			
<b>6</b>	16:20	16:30	<b>Discussion. .</b>	<b>10 min.</b>		<b>55</b>
	020006		<i>Discussion</i>			




<b>21</b>		<b>Novelty</b>	<b>In-Depth Session</b>	<b>Session</b>
Fri 7/2	15:30	<b>In-Depth Session (2): Genpharm</b>		
	16:00			

<b>1</b>	15:30	16:00	<b>Hassan Al Hased. . UAE</b>	<b>30 min.</b>		<b>285</b>
	021001		<i>Geographic atrophy: Disease diagnosis &amp; management updates</i>			







<b>22</b>		<b>Workshop</b>	<b>Cornea</b>	<b>Workshop</b>
Fri 7/2	15:30 16:30	<b>Infectious Keratitis Expert Panel: Current Treatment and New Therapies</b>		
		<b>Moderator</b> Huda Al Dhaheri	<b>Panelist</b> Abdel Hakim Taguri	
<b>1</b>	15:30 15:45 022001	<b>Mona Marwan. . UAE</b> <i>Infective keratitis management overview</i>	<b>15 min.</b> 	<b>191</b>
<b>2</b>	15:45 15:55 022002	<b>Abdel Hakim Taguri. . UAE</b> <i>Fungal keratitis</i>	<b>10 min.</b> 	<b>180</b>
<b>3</b>	15:55 16:05 022003	<b>Huda Al Dhaheri. . UAE</b> <i>Acanthamoeba keratitis</i>	<b>10 min.</b> 	<b>98</b>
<b>4</b>	16:05 16:15 022004	<b>Sandip Mitra. . UAE</b> <i>Post LASIK keratitis</i>	<b>10 min.</b> 	<b>182</b>
<b>5</b>	16:15 16:30 022005	<b>Discussion. .</b> <i>Discussion</i>	<b>15 min.</b>	<b>55</b>






<b>23</b>		<b>Novelty</b>	<b>Free Paper</b>	<b>Session</b>
Fri 7/2		16:00 16:30	<b>Free Paper - Allied Health/ Optometry</b>	
		<b>Moderator</b> Khalid Qadha	<b>Panelist</b> Shahida Navelikkal Shamsudin	
<b>1</b>	16:00	16:05	<b>Ali Mousa. . Iraq</b>	<b>5 min.</b>  <b>269</b>
	023001		<i>Patients' satisfaction in the treatment of moderate to severe dry eyes using two different modalities</i>	
<b>2</b>	16:05	16:10	<b>Hassan Imam. . UAE</b>	<b>5 min.</b>  <b>270</b>
	023002		<i>Lessons from practice</i>	
<b>3</b>	16:10	16:15	<b>Hossein Aghamollaei. . Iran</b>	<b>5 min.</b>  <b>271</b>
	023003		<i>Synthesis and characterization of a hydrogel containing umbilical cord serum for the treatment of ocular inflammation</i>	
<b>4</b>	16:15	16:20	<b>Della Bijo. . UAE</b>	<b>5 min.</b>  <b>272</b>
	023004		<i>Prevalence of refractive errors among children with down syndrome – A scoping review</i>	
<b>5</b>	16:20	16:25	<b>Devakani Suresh Kumar. . UAE</b>	<b>5 min.</b>  <b>37</b>
	023005		<i>Customized solutions for presbyopia: Enhancing vision through tailored options</i>	
<b>6</b>	16:25	16:30	<b>Irene Sophia Joseph. . UAE</b>	<b>5 min.</b>  <b>39</b>
	023006		<i>Myopia managemnet with contact lenses - A review</i>	

<b>25</b>	<b>Main Hall</b>		<b>Live</b>
Fri 7/2	16:30 17:30	<b>Live Surgery (King Khaled Eye Specialist Hospital)</b>	

		<b>Moderator</b>			<b>Panelist</b>
		Valmore Semidey			Abdulaziz AlRajhi Huda Al Dhaheri Konrad Schargel
<b>1</b>	16:30 17:30	<b>Sami Hameed. . KSA</b>	<b>60 min.</b>		<b>279</b>
	025001	<i>DSAEK with ngenuity 3D</i>			
<b>2</b>	16:30 17:30	<b>Nayef Alotaiby. . KSA</b>	<b>60 min.</b>		<b>280</b>
	025002	<i>Phaco + MIGS</i>			
<b>3</b>	16:30 17:30	<b>Abdulrahman Badawi. . KSA</b>	<b>60 min.</b>		<b>281</b>
	025003	<i>Macular hole surgery with amniotic membrane graft</i>			





<b>28</b>	<b>Break</b>		<b>Break</b>
Fri 7/2	17:30 18:00	<b>Coffee Break</b>	





29		Left Channel	Cornea	Session
Fri 7/2		18:00	<b>Keratoconus: Essential Insights in 2025</b>	
		19:00		
		<b>Moderator</b>	<b>Panelist</b>	
		Huda Al Dhaheri	Christina Grupcheva Eman AIBluwi Miguel Rechichi	
1	18:00	18:08	<b>Christina Grupcheva. . Bulgaria</b>	8 min.  110
	029001		<i>Keratoconus diagnosis: New tools in the box</i>	
2	18:08	18:16	<b>Miguel Rechichi. . Italy</b>	8 min.  172
	029002		<i>CXL in 2025: Any updates?</i>	
3	18:16	18:24	<b>Esmail Arbabi. . UAE</b>	8 min.  181
	029003		<i>Corneal tissue addition keratoplasty</i>	
4	18:24	18:32	<b>Eman AIBluwi. . KSA</b>	8 min.  173
	029004		<i>Combined treatment in keratoconus</i>	
5	18:32	18:40	<b>Hamed Anwar. . UAE</b>	8 min.  184
	029005		<i>Lamellar keratoplasty: Key dos and don'ts for success</i>	
6	18:40	18:48	<b>Huda Al Dhaheri. . UAE</b>	8 min.  98
	029006		<i>ICL in keratoconus: Special considerations</i>	
7	18:48	19:00	<b>Discussion. .</b>	12 min. 55
	029007		<i>Discussion</i>	

<b>30</b>		<b>Right Channel</b>	<b>Glaucoma</b>	<b>Session</b>
Fri 7/2		18:00	<b>Advanced Glaucoma Surgery How to Maximize your Success Rate with MIGS</b>	
		19:00		
		<b>Moderator</b>	<b>Panelist</b>	
		Mohammed Sohaib Mustafa	Mohamed Sayed Nishani Amerasinghe Rawdha Alnuaimi	
<b>1</b>	18:00	18:10	<b>Nishani Amerasinghe. . UK</b>	<b>10 min.</b>  <b>159</b>
	030001		<i>Trabecular meshwork implants - istent and hydrus</i>	
<b>2</b>	18:10	18:20	<b>Mohamed Sayed. . UAE</b>	<b>10 min.</b>  <b>144</b>
	030002		<i>Viscocanalostomy to cut or not to cut - iTrack and OMNI</i>	
<b>3</b>	18:20	18:30	<b>Nishani Amerasinghe. . UK</b>	<b>10 min.</b>  <b>159</b>
	030003		<i>Suprachoroidal devices</i>	
<b>4</b>	18:30	18:40	<b>Mohammed Sohaib Mustafa. . UAE</b>	<b>10 min.</b>  <b>160</b>
	030004		<i>Is MIBS really minimally invasive? - preserflo</i>	
<b>5</b>	18:40	18:50	<b>Rawdha Alnuaimi. . UAE</b>	<b>10 min.</b>  <b>94</b>
	030005		<i>Endoscopic cyclophotocoagulation</i>	
<b>6</b>	18:50	19:00	<b>Discussion. .</b>	<b>10 min.</b> <b>55</b>
	030006		<i>Discussion</i>	













<b>31</b>	<b>Novelty</b>	<b>In-Depth Session</b>	<b>Session</b>
Fri 7/2	18:00 19:00	<b>In-Depth Session (3): Vision for The Future Myopia Management and Beyond (Zeiss)</b>	

<b>1</b>	18:00 18:10	<b>Konrad Schargel. . KSA</b> <i>Importance of axial length in childhood glaucoma</i>	<b>10 min.</b>		<b>302</b>
	031001				
<b>2</b>	18:10 18:20	<b>Peter Essig. . UAE</b> <i>Myopia challenge and solution in China</i>	<b>10 min.</b>		<b>304</b>
	031002				
<b>3</b>	18:20 18:35	<b>Celine Combrouze. . UAE</b> <i>Myopia in the Middle East and C.A.R.E. technology presentation</i>	<b>15 min.</b>		<b>305</b>
	031003				
<b>4</b>	18:35 18:50	<b>Imran Jawaid. . UAE</b> <i>Real World myopia management with Moorfields Eye Hospital, Dubai</i>	<b>15 min.</b>		<b>148</b>
	031004				
<b>5</b>	18:35 18:50	<b>Katie Geraghty. . UAE</b> <i>Real World myopia management with Moorfields Eye Hospital, Dubai</i>	<b>15 min.</b>		<b>306</b>
	031005				
<b>6</b>	18:50 19:00	<b>TBA. .</b> <i>Q &amp; A</i>	<b>10 min.</b>		<b>54</b>
	031006				

<b>32</b>		<b>Workshop</b>	<b>Uveitis</b>	<b>Workshop</b>		
Fri 7/2	18:00	<b>Multi-Modal Imaging in Posterior Uveitis</b>				
	19:00					
<b>Moderator</b>						
Piergiorgio Neri						
<b>1</b>	18:00	18:15	<b>Aniruddha Agarwal. . UAE</b>	<b>15 min.</b>		<b>84</b>
	032001		Widefield retinal imaging			
<b>2</b>	18:15	18:30	<b>Piergiorgio Neri. . UAE</b>	<b>15 min.</b>		<b>85</b>
	032002		Ocular coherence tomography			
<b>3</b>	18:30	18:45	<b>Francesco Pichi. . UAE</b>	<b>15 min.</b>		<b>87</b>
	032003		Ocular coherence tomography/En-face			
<b>4</b>	18:45	19:00	<b>Moncef Khairallah. . Tunisia</b>	<b>15 min.</b>		<b>88</b>
	032004		Fluorescein angiography and indocyanine green angiography			

<b>33</b>		<b>Wetlab</b>	<b>Cataract</b>	<b>Wet lab</b>		
Fri 7/2	18:00	<b>MSICS Step by Step (Manual Small Incision Cataract Surgery)</b>				
	19:30					
<b>Instructors</b>						
Amr Samir						
Ashraf Zeid						
Chetan Bhatia						
Majdi Abdala						
<b>1</b>	18:00	18:10	<b>Amr Samir. . Egypt</b>	<b>10 min.</b>		<b>138</b>
	033001		MSICS step by step			
	<ul style="list-style-type: none"> <li>- Introduction</li> <li>- Preparation</li> <li>- Incision Techniques</li> <li>- Capsulorhexis</li> <li>- Hydrodissection</li> <li>- Nucleus Delivery</li> <li>- Cortex Aspiration</li> <li>- Insertion of Intraocular Lens (IOL)</li> <li>- Wound Closure</li> <li>- Post-Operative Care</li> <li>- Conclusion</li> </ul>					

<b>34</b>		<b>Left Channel</b>	<b>Oculoplasty</b>	<b>Session</b>
Fri 7/2		19:00	<b>The Alchemy of The Lacrimal System</b>	
		20:00		
		<b>Moderator</b> Habibullah Eatamadi	<b>Panelist</b> Adel Alsuhaibani Khaled Abuhaleeqa Mohammad Javed Ali	
<b>1</b>	19:00	19:10	<b>Mohammad Javed Ali. . India</b> <i>Complex lacrimal surgeries</i>	<b>10 min.</b>  <b>77</b>
	034001			
<b>2</b>	19:10	19:20	<b>Swati Singh. . India</b> <i>Ocular surface and oculoplasty: The need of hour</i>	<b>10 min.</b>  <b>78</b>
	034002			
<b>3</b>	19:20	19:30	<b>Adel Alsuhaibani. . KSA</b> <i>Dacryops and clinical diagnostic challenges</i>	<b>10 min.</b>  <b>79</b>
	034003			
<b>4</b>	19:30	19:40	<b>Mohammad Javed Ali. . India</b> <i>Single cell transcriptomic atlas of lacrimal drainage system</i>	<b>10 min.</b>  <b>77</b>
	034004			
<b>5</b>	19:40	19:50	<b>Adel Alsuhaibani. . KSA</b> <i>Impact of orbital decompression on severe hypertonia for patients with thyroid eye disease</i>	<b>10 min.</b>  <b>79</b>
	034005			
<b>6</b>	19:50	20:00	<b>Discussion. .</b> <i>Discussion</i>	<b>10 min.</b> <b>55</b>
	034006			

<b>35</b>		<b>Right Channel</b>	<b>Medical Retina</b>	<b>Session</b>
Fri 7/2	19:00 20:00	<b>A Zoom in: The Horizon of Retina</b>		
		<b>Moderator</b> Maysoon Al Karam Piergiorgio Neri	<b>Panelist</b> Michael Stewart	
<b>1</b>	19:00 19:10 035001	<b>Nancy Holekamp. . USA</b> <i>Noval drug delivery system in AMD</i>	<b>10 min.</b> 	<b>187</b>
<b>2</b>	19:10 19:20 035002	<b>Ahmed Elbarky. . UAE</b> <i>CSCR new insights</i>	<b>10 min.</b> 	<b>60</b>
<b>3</b>	19:20 19:30 035003	<b>Michael Stewart. . USA</b> <i>Sustained disease control: A new benchmark in retinal disease management</i>	<b>10 min.</b> 	<b>106</b>
<b>4</b>	19:30 19:40 035004	<b>Adrian Koh. . Singapore</b> <i>Current management of PCV-role of combination therapy</i>	<b>10 min.</b> 	<b>186</b>
<b>5</b>	19:40 19:50 035005	<b>Sawsan R. Nowilaty. . KSA</b> <i>Therapeutics in retina: Breaking news and development</i>	<b>10 min.</b> 	<b>130</b>
<b>6</b>	19:50 20:00 035006	<b>Discussion. .</b> <i>Discussion</i>	<b>10 min.</b>	<b>55</b>




<b>36</b>	<b>Novelty</b>	<b>Pediatric Ophthalmology</b>	<b>Session</b>
Fri 7/2	19:00 20:00	<b>Long Story Short: Pediatric Cataract and Glaucoma</b>	

**Moderator**

Muhammad Irfan Khan

**Panelist**

Scott Lambert  
Tarek Shaarawy

<b>1</b>	19:00 19:15	<b>Scott Lambert. . USA</b>	<b>15 min.</b>		<b>150</b>
	036001	<i>Best practices for the management of pediatric cataract</i>			
<b>2</b>	19:15 19:30	<b>Tarek Shaarawy. . Switzerland</b>	<b>15 min.</b>		<b>151</b>
	036002	<i>Management of congenital glaucoma</i>			
<b>3</b>	19:30 19:45	<b>Scott Lambert. . USA</b>	<b>15 min.</b>		<b>150</b>
	036003	<i>Glaucoma following pediatric cataract surgery</i>			
<b>4</b>	19:45 20:00	<b>Discussion. .</b>	<b>15 min.</b>		<b>55</b>
	036004	<i>Discussion</i>			

<b>39</b>	<b>Main Hall</b>	<b>Retina</b>	<b>Session</b>
Fri 7/2	20:00 21:00	<b>ESO-Court: Retina Case</b>	

**Judges**

Sawsan R. Nowilaty

**Jury**

Khaled Elmansoori  
Manal Bouhaimed

**Lawyer**

Ahmed Elbarky

**Prosecutor**

Noura Almansoori

<b>1</b>	20:00 21:00	<b>TBA. .</b>	<b>60 min.</b>		<b>54</b>
	039001	<i>Who's fault the hole!</i>			

# Friday, February 7, 2025

---






<b>42</b>	<b>Break</b>	<i>Break</i>
Fri 7/2	21:00	<b>Dinner</b>








---

---





---







---

45		Novelty	Breakfast Crash Course	Course
Sat 8/2	8:00 9:00	<b>Breakfast Crash Course: Visual Field Made Easy</b>		
<b>Moderator</b>				
Rawdha Alnuaimi Wael Elmenawy				
1	8:00 8:15	<b>Wael Elmenawy. . UAE</b>	15 min. 	149
	<input type="text" value="045001"/>	<i>How to interpret visual field parameters</i>		
2	8:15 8:30	<b>Rawdha Alnuaimi. . UAE</b>	15 min. 	94
	<input type="text" value="045002"/>	<i>Patterns of visual field defects</i>		
3	8:30 8:45	<b>Rawdha Alnuaimi. . UAE</b>	15 min. 	94
	<input type="text" value="045003"/>	<i>How to avoid artefacts</i>		
4	8:45 9:00	<b>Rawdha Alnuaimi. . UAE</b>	15 min. 	94
	<input type="text" value="045004"/>	<i>Test your knowledge by voting</i>		
5	8:45 9:00	<b>Wael Elmenawy. . UAE</b>	15 min. 	149
	<input type="text" value="045005"/>	<i>Test your knowledge by voting</i>		

<b>46</b>		<b>Workshop</b>	<b>Free Paper</b>	<b>Session</b>
<b>Sat 8/2</b>	<b>8:00</b>	<b>Free Paper - Retina</b>		
	<b>9:00</b>			
		<b>Moderator</b> Mohammed Alkaabi	<b>Panelist</b> Manal Alzaabi	
<b>1</b>	8:00	8:05	<b>Alaa Fadel. . Egypt</b> <i>Combined PRP and Anti-VEGF treatment in PDR</i>	<b>5 min.</b>  <b>225</b>
	046001			
<b>2</b>	8:05	8:10	<b>Almoayad Makrami. . KSA</b> <i>The role of adding intravitreal dexamethasone implant to standard management of serpiginous choroiditis for achieving rapid remission: A case report</i>	<b>5 min.</b>  <b>226</b>
	046002			
<b>3</b>	8:10	8:15	<b>Gulnar Aliyeva. . Azerbaijan</b> <i>Rare eye diseases</i>	<b>5 min.</b>  <b>227</b>
	046003			
<b>4</b>	8:15	8:20	<b>Harishkumar Aravindababu. . India</b> <i>Assessment of retinal thickness and its association with cognitive function in elderly patients</i>	<b>5 min.</b>  <b>228</b>
	046004			
<b>5</b>	8:20	8:25	<b>Kariman Tamam. . Egypt</b> <i>Subliminal (Micropulse) yellow laser for chronic CSR, does it help?</i>	<b>5 min.</b>  <b>229</b>
	046005			
<b>6</b>	8:25	8:30	<b>Majdi Abdala. . Libya</b> <i>Comprehensive analysis of diabetes mellitus-associated visual impairmen</i>	<b>5 min.</b>  <b>140</b>
	046006			
<b>7</b>	8:30	8:35	<b>Mohamed Ali. . Egypt</b> <i>Atypical presentation of unilateral retinitis pigmentosa – a case report</i>	<b>5 min.</b>  <b>233</b>
	046007			
<b>8</b>	8:35	8:40	<b>Mohammed Ghoneem. . Egypt</b> <i>Comparison of Dilated Fundus Exam (DFE) versus optos UWF image in detecting retinal breaks in cases of primary rhegmatogenous retinal detachments</i>	<b>5 min.</b>  <b>234</b>
	046008			
<b>9</b>	8:40	8:45	<b>Mohd. Salim Harun Gigani. . Qatar</b> <i>OCT evaluation as a prognostic indicator for management of macular edema secondary to venous occlusion treated with aflibercept</i>	<b>5 min.</b>  <b>235</b>
	046009			
<b>10</b>	8:45	9:00	<b>Discussion. .</b> <i>Discussion</i>	<b>15 min.</b> <b>55</b>
	046010			



<b>48</b>		<b>Left Channel</b>	<b>Cornea</b>	<b>Session</b>
Sat 8/2	9:00 10:00	<b>Refractive Surgery: Best Advice &amp; Managing The Unexpected</b>		
		<b>Moderator</b> Saleh Almessabi	<b>Panelist</b> Ramy Riad Sherif Emerah Tamer Gamaly	
<b>1</b>	9:00 9:10	<b>Ahmed Alneyadi. . UAE</b> <i>Laser vision correction: Advises in patient selection</i>	<b>10 min.</b> 	<b>292</b>
	<input type="text" value="048001"/>			
<b>2</b>	9:10 9:20	<b>Ramy Riad. . Egypt</b> <i>LASIK: A clear vision for a day in my practice</i>	<b>10 min.</b> 	<b>190</b>
	<input type="text" value="048002"/>			
<b>3</b>	9:20 9:30	<b>Safwan Al Bayati. . UAE</b> <i>Yes I will SMILE</i>	<b>10 min.</b> 	<b>176</b>
	<input type="text" value="048003"/>			
<b>4</b>	9:30 9:40	<b>Miguel Rechichi. . Italy</b> <i>Surface ablation: Did anything change?</i>	<b>10 min.</b> 	<b>172</b>
	<input type="text" value="048004"/>			
<b>5</b>	9:40 10:00	<b>Discussion. .</b> <i>Case discussion: What is suitable for this case and why?</i>	<b>20 min.</b>	<b>55</b>
	<input type="text" value="048005"/>			

<b>49</b>		<b>Right Channel</b>	<b>Cataract</b>	<b>Session</b>
Sat 8/2	9:00 10:00	<b>Capsular Tear: When The Show Start</b>		
		<b>Moderator</b> Mohamed Alketbi	<b>Panelist</b> Mohamed Tawfik Nicola Ghazi Rami Shasha	
<b>1</b>	9:00 9:08	<b>Mohamed Tawfik. . Egypt</b> Recognise, stop and stabilize	<b>8 min.</b> 	<b>58</b>
	049001			
<b>2</b>	9:08 9:16	<b>Mohamed Alketbi. . UAE</b> Cut the prolapsed vitreous	<b>8 min.</b> 	<b>198</b>
	049002			
<b>3</b>	9:16 9:24	<b>Nicola Ghazi. . UAE</b> Cortical removal with a posterior capsular tear	<b>8 min.</b> 	<b>62</b>
	049003			
<b>4</b>	9:24 9:32	<b>Rami Shasha. . Canada</b> Lens options and adjust the IOL power	<b>8 min.</b> 	<b>113</b>
	049004			
<b>5</b>	9:32 9:40	<b>Mohamed Alketbi. . UAE</b> Post-op residual vitreous strands, leave it or deal with it	<b>8 min.</b> 	<b>198</b>
	049005			
<b>6</b>	9:40 9:48	<b>Mohamed Tawfik. . Egypt</b> Aphakic eye, let's manage!	<b>8 min.</b> 	<b>58</b>
	049006			
<b>7</b>	9:48 10:00	<b>Discussion. .</b> Discussion	<b>12 min.</b>	<b>55</b>
	049007			





<b>50</b>	<b>Novelty</b>	<b>Optometry</b>	<b>Session</b>
Sat 8/2	9:00 10:00	<b>Optometric Approach to Pediatric Eye Care</b>	

**Moderator**

May Bakkar

**Panelist**


Sandra Block

<b>1</b>	9:00 9:13	<b>Yazan Gammoh. . Jordan</b>	<b>13 min.</b>		<b>51</b>
	050001	<i>Myopia management</i>			
<b>2</b>	9:13 9:26	<b>Jameel Rizwana Hussaindeen. . UAE</b>	<b>13 min.</b>		<b>41</b>
	050002	<i>Fine arts of prescribing glasses</i>			
<b>3</b>	9:26 9:39	<b>Ithar Beshtawi. . Palestine</b>	<b>13 min.</b>		<b>40</b>
	050003	<i>Comprehensive ocular and functional vision assessment in children with Peter's anomaly syndrome: Case study</i>			
<b>4</b>	9:39 9:52	<b>Sandra Block. . USA</b>	<b>13 min.</b>		<b>47</b>
	050004	<i>A pediatric presentation focused on the need to address visual impairment early - when to screen, examine, what to look for...including amblyopia, refractive error, disease, CI</i>			
<b>5</b>	9:52 10:00	<b>Discussion. .</b>	<b>8 min.</b>		<b>55</b>
	050005	<i>Discussion</i>			

<b>51</b>	<b>Workshop</b>	<b>Nursing</b>	<b>Workshop</b>
Sat 8/2	9:00 10:00	<b>Training for Effective Vision Screening</b>	

**Moderator**


Marwa Alsoud

<b>1</b>	9:00 10:00	<b>Zabila Khan. . UAE</b>	<b>60 min.</b>		<b>100</b>
	051001	<i>VR checking by orthoptist + nurses</i>			


<b>52</b>	<b>Wetlab</b>	<b>Oculoplasty</b>	<b>Wet lab</b>
Sat 8/2	9:00 10:30	<b>Fillers</b>	

**Instructors**

- Amina Nabil
- Fairooz P. Manjandavida
- Fatima Habroosh
- Khaled Abuhaleeqa
- Nanis Soltan
- Ohood Almazrouei

<b>1</b>	9:00	9:10	<b>Fatima Habroosh. . UAE</b>	<b>10 min.</b>		<b>69</b>
	052001		- Introduction and Theory			
			- Hands-on Practice			
			- Complication Management			

<b>53</b>	<b>Left Channel</b>	<b>In-Depth Session</b>	<b>Session</b>
Sat 8/2	10:00 10:30	<b>In-Depth Session (4): Santen</b>	

<b>1</b>	10:00	10:30	<b>Steffen Heegaard. . Denmark</b>	<b>30 min.</b>		<b>303</b>
	053001		Chronic inflammation of the ocular surface: Diagnosis and treatment			






<b>54</b>	<b>Right Channel</b>	<b>Pediatric Ophthalmology</b>	<b>Session</b>
Sat 8/2	10:00 11:00	<b>I Learned it The Hard Way: Complications and Surgeries</b>	

**Moderator**

Ashwaq Bin Amro

**Panelist**

Andrew Malem  
Muhammad Irfan Khan  
Scott Lambert

<b>1</b>	10:00 10:10	<b>Scott Lambert. . USA</b>	<b>10 min.</b>		<b>150</b>
	054001	<i>Capsulotomies for lensectomies</i>			
<b>2</b>	10:10 10:20	<b>Muhammad Irfan Khan. . UAE</b>	<b>10 min.</b>		<b>152</b>
	054002	<i>Cataract surgery in PHPV</i>			
<b>3</b>	10:20 10:30	<b>Ashwaq Bin Amro. . UAE</b>	<b>10 min.</b>		<b>92</b>
	054003	<i>Angle surgery in congenital glaucoma</i>			
<b>4</b>	10:30 10:40	<b>Scott Lambert. . USA</b>	<b>10 min.</b>		<b>150</b>
	054004	<i>One or two muscles to correct a unilateral superior oblique palsy</i>			
<b>5</b>	10:40 10:50	<b>Andrew Malem. . UAE</b>	<b>10 min.</b>		<b>147</b>
	054005	<i>Intermittent exotropia: When to intervene</i>			
<b>6</b>	10:50 11:00	<b>Discussion. .</b>	<b>10 min.</b>		<b>55</b>
	054006	<i>Discussion</i>			


<b>55</b>	<b>Novelty</b>		<b>Session</b>
Sat 8/2	10:00 10:30	<b>Noor Dubai: SDG in Preventing Blindness</b>	

**Moderator**

Yousef Al Blooshi


**Panelist**

Ashraf Zeid

<b>1</b>	10:00 10:30	<b>Manal Taryam. . UAE</b>	<b>30 min.</b>		<b>293</b>
	055001	<i>SDG in preventing blindness</i>			

Saturday, February 8, 2025

<b>56</b>	<b>Workshop</b>	<b>Young Ophthalmology</b>	<b>Workshop</b>
Sat 8/2	10:00 11:00	<b>Mastering Balance</b>	

1	10:00 11:00	<b>Nicole Day. . UAE</b>	60 min.		90
	056001	Young ophthalmologist wellness			

<b>57</b>	<b>Left Channel</b>	<b>Social Media</b>	<b>Session</b>
Sat 8/2	10:30 11:00	<b>Eye-Conic Presence: Mastering Social Media for Doctors</b>	

**Moderator**


Fatima Habroosh

**Panelist**

Ygal Boujnah

1	10:30 10:50	<b>Doha Hamidallah. . Morocco</b>	20 min.		199
	057001	Eye-Conic presence: Mastering social media for doctors			
2	10:50 11:00	<b>Discussion. .</b>	10 min.		55
	057002	Discussion			


<b>58</b>	<b>Novelty</b>	<b>In-Depth Session</b>	<b>Session</b>
Sat 8/2	10:30 11:00	<b>In-Depth Session (5): Jamjoom</b>	

1	10:30 11:00	<b>Waleed Ghobashy. . UAE</b>	30 min.		165
	058001	Peri-and postoperative medications for intraocular surgeries			

<b>59</b>	<b>Wetlab</b>			<i>Wet lab</i>
Sat 8/2	10:30 12:00	<b>Amniotic Membrane Hands-on</b>		

**Instructors**

Ahmed Shabana  
Ashraf Zeid  
Esmaeil Arbabi  
Ghaleb Seif

<b>1</b>	10:30	10:40	<b>Esmaeil Arbabi. . UAE</b>	<i>10 min.</i>		<b>181</b>
	059001		<i>Amniotic membrane hands-on</i>			


<b>60</b>	<b>Main Hall</b>	<b>Keynote Lecture</b>	<b>Keynote Lecture</b>
Sat 8/2	11:00 11:30	<b>Precision in a Bottle: The Art &amp; Science of Eyedrop Manufacturing</b>	

**Moderator**

Sheikha Noura Al Qassimi

**Panelist**

Maysoon Al Karam

<b>1</b>	11:00	11:20	<b>Henri Chibret. . France</b>	<i>20 min.</i>		<b>154</b>
	060001		<i>Precision in a bottle: The art &amp; science of eyedrop manufacturing</i>			
<b>2</b>	11:20	11:30	<b>Discussion. .</b>	<i>10 min.</i>		<b>55</b>
	060002		<i>Discussion</i>			

Saturday, February 8, 2025

---







<b>63</b>	<b>Break</b>	<i>Break</i>
Sat 8/2	11:30	<b>Coffee Break</b>
	12:00	




---

---

---



<b>64</b>		<b>Left Channel</b>	<b>Neuro-Ophthalmology</b>	<b>Session</b>
Sat 8/2	12:00	<b>How do I Manage This: Practical Approaches to Challenging Neuro-Ophthalmic Condition</b>		
	13:00			
		<b>Moderator</b> Salma Yassine	<b>Panelist</b> Alaa Bou Ghannam Karl Golnik Mazen Sabah	
<b>1</b>	12:00	<b>12:08</b>	<b>Karl Golnik. . USA</b>	<b>8 min.</b>  <b>72</b>
	064001		<i>How far should I manage acute optic neuritis as an ophthalmologist</i>	
<b>2</b>	12:08	<b>12:10</b>	<b>Discussion. .</b>	<b>2 min.</b> <b>55</b>
	064002		<i>Discussion</i>	
<b>3</b>	12:10	<b>12:18</b>	<b>Salma Yassine. . UAE</b>	<b>8 min.</b>  <b>76</b>
	064003		<i>Managing idiopathic intracranial hypertension in the eye clinic</i>	
<b>4</b>	12:18	<b>12:20</b>	<b>Discussion. .</b>	<b>2 min.</b> <b>55</b>
	064004		<i>Discussion</i>	
<b>5</b>	12:20	<b>12:28</b>	<b>Karl Golnik. . USA</b>	<b>8 min.</b>  <b>72</b>
	064005		<i>Review of evidence for acute non-arteritic anterior ischemic optic neuropathy treatments</i>	
<b>6</b>	12:28	<b>12:30</b>	<b>Discussion. .</b>	<b>2 min.</b> <b>55</b>
	064006		<i>Discussion</i>	
<b>7</b>	12:30	<b>12:38</b>	<b>Luai Eldweik. . UAE</b>	<b>8 min.</b>  <b>71</b>
	064007		<i>Double vision initial ophthalmic workup before referring to neurologist</i>	
<b>8</b>	12:38	<b>12:40</b>	<b>Discussion. .</b>	<b>2 min.</b> <b>55</b>
	064008		<i>Discussion</i>	
<b>9</b>	12:40	<b>12:48</b>	<b>Mazen Sabah. . UAE</b>	<b>8 min.</b>  <b>74</b>
	064009		<i>Treating myasthenia gravis beyond the eye clinic</i>	
<b>10</b>	12:48	<b>12:50</b>	<b>Discussion. .</b>	<b>2 min.</b> <b>55</b>
	064010		<i>Discussion</i>	
<b>11</b>	12:50	<b>12:58</b>	<b>Alaa Bou Ghannam. . Lebanon</b>	<b>8 min.</b>  <b>73</b>
	064011		<i>Managing functional visual loss</i>	
<b>12</b>	12:58	<b>13:00</b>	<b>Discussion. .</b>	<b>2 min.</b> <b>55</b>
	064012		<i>Discussion</i>	

<b>65</b>		<b>Right Channel</b>	<b>Oculoplasty</b>	<b>Session</b>
Sat 8/2	12:00	<b>Orbit and Thyroid Eye Disease (Amgen)</b>		
	13:00			
		<b>Moderator</b> Essam Eltoukhy Habibullah Eatamadi	<b>Panelist</b> Don Kikkawa Fatima Habroosh	
<b>1</b>	12:00	<b>12:10</b>	<b>Mohammad Javed Ali. . India</b>	<b>10 min.</b>  <b>77</b>
	065001		<i>Microbial metagenomics of lacrimal drainage system</i>	
<b>2</b>	12:10	<b>12:20</b>	<b>Hachemi Nezzar. . UAE</b>	<b>10 min.</b>  <b>83</b>
	065002		<i>Idiopathic intracranial hypertension What all ophthalmologists need to know?</i>	
<b>3</b>	12:20	<b>12:50</b>	<b>Don Kikkawa. . USA</b>	<b>30 min.</b>  <b>286</b>
	065003		<i>Advances in the management of TED</i>	
<b>4</b>	12:50	<b>13:00</b>	<b>Discussion. .</b>	<b>10 min.</b> <b>55</b>
	065004		<i>Discussion</i>	

<b>66</b>		<b>Novelty</b>	<b>Research Session</b>	<b>Session</b>
Sat 8/2	12:00	<b>Hands-on Ophthalmology Research: Practical Modules from a Research Pioneer</b>		
	13:00			
		<b>Instructors</b> Ahmed Shokeir		
		<b>Moderator</b> Zamzam Al-Baker		






<b>67</b>	<b>Workshop</b>	<b>Free Paper</b>	<b>Workshop</b>
Sat 8/2	12:00 12:30	<b>Free Paper - Cornea/ Cataract</b>	

**Moderator**

Mona Marwan

**Panelist**


Yousef Al Blooshi





<b>1</b>	12:00 12:05	<b>Rand Alazaz. . KSA</b>	<b>5 min.</b>		<b>224</b>
	067001	<i>Accelerated corneal collagen cross-linking protocols for progressive keratoconus: Systematic review and meta-analysis</i>			
<b>2</b>	12:05 12:10	<b>Taher Kamel. . KSA</b>	<b>5 min.</b>		<b>219</b>
	067002	<i>Descemet thickness as a predictor of corneal graft rejection</i>			
<b>3</b>	12:10 12:15	<b>Zaruhi Dravajyan. . Armenia</b>	<b>5 min.</b>		<b>220</b>
	067003	<i>Topical insulin eye drops for neurotrophic ulcer pending to perforation: Case report</i>			
<b>4</b>	12:15 12:20	<b>Ahmed Galal. . Germany</b>	<b>5 min.</b>		<b>284</b>
	067004	<i>Corneal incisional surgery during cataract surgery to reduce pre-existing astigmatism should be a must</i>			
<b>5</b>	12:20 12:25	<b>Ahmad Alhusban. . Jordan</b>	<b>5 min.</b>		<b>283</b>
	067005	<i>Scleral fixated IOL by anterior segment surgeon at JDRMS</i>			
<b>6</b>	12:25 12:30	<b>Discussion. .</b>	<b>5 min.</b>		<b>55</b>
	067006	<i>Discussion</i>			






<b>68</b>	<b>Wetlab</b>	<b>Glaucoma</b>	<b>Wet lab</b>
Sat 8/2	12:00 13:30	<b>Trabeculotomy</b>	





**Instructors**









Ahmed Mostafa  
 Ahmed Shabana  
 Rawdha Alnuaimi  
 Tarek Shaarawy  
 Wael Elmenawy

<b>1</b>	12:00 12:10	<b>Wael Elmenawy. . UAE</b>	<b>10 min.</b>		<b>149</b>
	068001	<i>Trabeculotomy</i>			

<b>70</b>		<b>Left Channel</b>	<b>Orthoptics</b>	<b>Session</b>
Sat 8/2	13:00 14:00	<b>Tricky Pediatric Eye Situations</b>		
		<b>Moderator</b> Zabila Khan	<b>Panelist</b> Arif Khan Charlotte Codina Helen Davis	
<b>1</b>	13:00 13:15 <input type="text" value="070001"/>	<b>Helen Davis. . UK</b> <i>The challenges of paediatric assessment</i>	<b>15 min.</b> 	<b>116</b>
<b>2</b>	13:15 13:28 <input type="text" value="070002"/>	<b>Charlotte Codina. . UK</b> <i>CVI: What we know and how we can help?</i>	<b>13 min.</b> 	<b>125</b>
<b>3</b>	13:28 13:41 <input type="text" value="070003"/>	<b>Arif Khan. . UAE</b> <i>Eye to the sky</i>	<b>13 min.</b> 	<b>126</b>
<b>4</b>	13:41 13:49 <input type="text" value="070004"/>	<b>Zabila Khan. . UAE</b> <i>Why is there a face turn?</i>	<b>8 min.</b> 	<b>100</b>
<b>5</b>	13:49 14:00 <input type="text" value="070005"/>	<b>Discussion. .</b> <i>Discussion</i>	<b>11 min.</b>	<b>55</b>

<b>71</b>		<b>Right Channel</b>	<b>Surgical Retina</b>	<b>Session</b>
Sat 8/2	13:00 14:00	<b>Tug of War-Surgeon Versus Retina (Complex VR Conditions)</b>		
		<b>Moderator</b> Prasan Rao	<b>Panelist</b> Manish Nagpal Mohamed Awadalla Mohamed Tawfik	
<b>1</b>	13:00 13:10 071001	<b>Manish Nagpal. . India</b> <i>PVR: Nemesis of every VR surgeon - How to beat the beast</i>	<b>10 min.</b> 	<b>56</b>
<b>2</b>	13:10 13:20 071002	<b>Ahmed Habib. . Egypt</b> <i>Optic disc cavitory anomalies associated RD: Dish out the disc</i>	<b>10 min.</b> 	<b>57</b>
<b>3</b>	13:20 13:30 071003	<b>Mohamed Tawfik. . Egypt</b> <i>Traumatic retinal detachment - Fix the broken retina</i>	<b>10 min.</b> 	<b>58</b>
<b>4</b>	13:30 13:40 071004	<b>Ahmed Elbarky. . UAE</b> <i>VR surgery in endophthalmitis: Overriding the infection</i>	<b>10 min.</b> 	<b>60</b>
<b>5</b>	13:40 13:50 071005	<b>Rituraj Videkar. . UAE</b> <i>Intraocular foreign bodies: Gotto remove them early</i>	<b>10 min.</b> 	<b>61</b>
<b>6</b>	13:50 14:00 071006	<b>Discussion. .</b> <i>Discussion</i>	<b>10 min.</b>	<b>55</b>

<b>72</b>		<b>Novelty</b>	<b>Cornea</b>	<b>Session</b>
Sat 8/2	13:00 14:00	<b>Corneal Collagen Cross Linking: What is Exciting and Future Direction?</b>		
		<b>Moderator</b> Mazen Sinjab	<b>Panelist</b> Miguel Rechichi	
<b>1</b>	13:00 13:10 072001	<b>Mazen Sinjab. . UAE</b> <i>Is this keratoconus progressing?</i>	<b>10 min.</b> 	<b>183</b>
<b>2</b>	13:10 13:20 072002	<b>Miguel Rechichi. . Italy</b> <i>CXL in thin cornea</i>	<b>10 min.</b> 	<b>172</b>
<b>3</b>	13:20 13:30 072003	<b>Esmaeil Arbabi. . UAE</b> <i>Pediatric CXL</i>	<b>10 min.</b> 	<b>181</b>
<b>4</b>	13:30 13:40 072004	<b>Hamed Anwar. . UAE</b> <i>Post CXL PED and haze: Clinical approach</i>	<b>10 min.</b> 	<b>184</b>
<b>5</b>	13:40 14:00 072005	<b>Discussion. .</b> <i>Discussion</i>	<b>20 min.</b>	<b>55</b>

<b>73</b>		<b>Workshop</b>	<b>Arab Eye Academy</b>	<b>Session</b>
Sat 8/2	13:00	<b>Arab Eye Academy: Top Facts about Ocular Therapeutics – Insights &amp; Applications</b>		
	14:00			
<b>Moderator</b>				
Khaled Elbassiouny Ramy Awad				
<b>1</b>	13:00	13:05	<b>Ramy Awad. . Egypt</b>	<b>5 min.</b>  <b>248</b>
	073001		<i>Opening remarks and overview</i>	
<b>2</b>	13:05	13:10	<b>Khaled Elbassiouny. . Egypt</b>	<b>5 min.</b>  <b>247</b>
	073002		<i>10 facts about general ocular pharmacology</i>	
<b>3</b>	13:10	13:18	<b>Ahmed Al Sanousy. . Egypt</b>	<b>8 min.</b>  <b>249</b>
	073003		<i>Constricting &amp; dilating: The key facts about drugs acting on the pupil</i>	
<b>4</b>	13:18	13:26	<b>Ramy Awad. . Egypt</b>	<b>8 min.</b>  <b>248</b>
	073004		<i>Steroids in focus: The essential facts you must know</i>	
<b>5</b>	13:26	13:34	<b>Hadeel Ghaly. . Egypt</b>	<b>8 min.</b>  <b>250</b>
	073005		<i>Beyond dryness: Understanding tear substitutes</i>	
<b>6</b>	13:34	13:42	<b>Ramy Awad. . Egypt</b>	<b>8 min.</b>  <b>248</b>
	073006		<i>Fighting infection: Top facts about ocular antimicrobials</i>	
<b>7</b>	13:42	13:50	<b>Khaled Elbassiouny. . Egypt</b>	<b>8 min.</b>  <b>247</b>
	073007		<i>Pressure points: A guide to antiglaucoma medications</i>	
<b>8</b>	13:50	14:00	<b>Ramy Awad. . Egypt</b>	<b>10 min.</b>  <b>248</b>
	073008		<i>Interactive competition @Kahoot</i>	

<b>75</b>	<b>Break</b>		<i>Break</i>
Sat 8/2	14:00	<b>Lunch Time</b>	
	15:00		

<b>76</b>	<b>Main Hall</b>	<b>Society</b>	<b>Session</b>
Sat 8/2	15:00	<b>ESCRS Session (European Society of Cataract &amp; Refractive Surgeons)</b>	
	16:00		

**Moderator**




Filomena Ribeiro

**Panelist**

Christina Grupcheva

Lars Holm

Omnia Hamam

<b>1</b>	15:00	15:15	<b>Christina Grupcheva. . Bulgaria</b>	<b>15 min.</b>		<b>110</b>
	076001		Cataract surgical training and ESCRS vision for the future			
<b>2</b>	15:15	15:20	<b>Discussion. .</b>	<b>5 min.</b>		<b>55</b>
	076002		Discussion			
<b>3</b>	15:20	15:35	<b>Lars Holm. . Denmark</b>	<b>15 min.</b>		<b>111</b>
	076003		ESCRS cataract guidelines and postoperative medication			
<b>4</b>	15:35	15:40	<b>Discussion. .</b>	<b>5 min.</b>		<b>55</b>
	076004		Discussion			
<b>5</b>	15:40	15:55	<b>Filomena Ribeiro. . Portugal</b>	<b>15 min.</b>		<b>112</b>
	076005		ESCRS functional PC-IOLs classification			
<b>6</b>	15:55	16:00	<b>Discussion. .</b>	<b>5 min.</b>		<b>55</b>
	076006		Discussion			





<b>80</b>	<b>Main Hall</b>	<b>In-Depth Session</b>	<b>Session</b>
Sat 8/2	16:00 16:30	<b>In-Depth Session (6): Roche</b>	

**Moderator**

Ammar Safar

**Panelist**

Mandeep Lamba  
Piergiorgio Neri

<b>1</b>	16:00 16:15	<b>Adrian Koh. . Singapore</b>	<b>15 min.</b>		<b>186</b>
	080001	<i>Vabysmo in focus: Shaping the future of retinal diseases</i>			
<b>2</b>	16:15 16:30	<b>Nancy Holekamp. . USA</b>	<b>15 min.</b>		<b>187</b>
	080002	<i>Vabysmo in focus: Shaping the future of retinal diseases</i>			






<b>84</b>	<b>Left Channel</b>	<b>Glaucoma</b>	<b>Session</b>
Sat 8/2	16:30 17:30	<b>Innovation in Glaucoma</b>	

**Moderator**

Omnia Hamam




**Panelist**





Nishani Amerasinghe  
Tarek Shaarawy  
Tina Wong







<b>1</b>	16:30 16:40	<b>Tarek Shaarawy. . Switzerland</b>	<b>10 min.</b>		<b>151</b>
	084001	<i>Innovation in glaucoma surgery</i>			
<b>2</b>	16:40 16:50	<b>Ahmed Elbably. . UK</b>	<b>10 min.</b>		<b>161</b>
	084002	<i>GITS</i>			
<b>3</b>	16:50 17:00	<b>Tina Wong. . Singapore</b>	<b>10 min.</b>		<b>162</b>
	084003	<i>Update on current and emerging sustained drug release systems for glaucoma - improving patient compliance</i>			
<b>4</b>	17:00 17:10	<b>Nishani Amerasinghe. . UK</b>	<b>10 min.</b>		<b>159</b>
	084004	<i>Interventional glaucoma - changing the mindset</i>			
<b>5</b>	17:10 17:20	<b>Reem Al Hebsi. . UAE</b>	<b>10 min.</b>		<b>201</b>
	084005	<i>The use of virtual reality in our current practice</i>			
<b>6</b>	17:20 17:30	<b>Discussion. .</b>	<b>10 min.</b>		<b>55</b>
	084006	<i>Discussion</i>			





<b>85</b>	<b>Right Channel</b>	<b>Uveitis</b>	<b>Session</b>
Sat 8/2	16:30	<b>Unmasking The Unusal: Heightening Clinical Suspicion in Atypical Uveitis</b>	
	17:30		







<b>Moderator</b>		<b>Panelist</b>	
Fahd Quhill		Moncef Khairallah Piergiorgio Neri Salma Yassine	











<b>1</b>	16:30	16:45	<b>Moncef Khairallah. . Tunisia</b>	<b>15 min.</b>		<b>88</b>
	085001		<i>Beyond the nextbook. Recognizing uncommon infectious causes of uveitis</i>			
<b>2</b>	16:45	16:50	<b>Discussion. .</b>	<b>5 min.</b>		<b>55</b>
	085002		<i>Discussion</i>			
<b>3</b>	16:50	17:05	<b>Piergiorgio Neri. . UAE</b>	<b>15 min.</b>		<b>85</b>
	085003		<i>Masquerade syndromes in uveitis: Differentiating malignancy from inflammation</i>			
<b>4</b>	17:05	17:10	<b>Discussion. .</b>	<b>5 min.</b>		<b>55</b>
	085004		<i>Discussion</i>			
<b>5</b>	17:10	17:25	<b>Salma Yassine. . UAE</b>	<b>15 min.</b>		<b>76</b>
	085005		<i>Neuro-ophthalmic mysteries: When uveitis mimics neurological disorders</i>			
<b>6</b>	17:25	17:30	<b>Discussion. .</b>	<b>5 min.</b>		<b>55</b>
	085006		<i>Discussion</i>			

86		Novelty	Optometry	Session		
Sat 8/2	16:30	<b>Advancements in Contact Lens Management: Addressing Keratoconus and Optimizing Patient Fit</b>				
	17:30					
		<b>Moderator</b> Rana M. Diab	<b>Panelist</b> Bassima Aldelaigan Waleed Alghamdi Zachary Cairns			
1	16:30	16:43	<b>Waleed Alghamdi. . KSA</b>	<b>13 min.</b>		<b>49</b>
	086001		<i>Meibomian gland dysfunction in contact lens wearers? A roadmap to diagnosis and management</i>			
2	16:43	16:56	<b>Zachary Cairns. . UAE</b>	<b>13 min.</b>		<b>52</b>
	086002		<i>Introduction, classification and prevalence of keratoconus</i>			
3	16:56	17:09	<b>Irene Sophia Joseph. . UAE</b>	<b>13 min.</b>		<b>39</b>
	086003		<i>Corneal tomography interpretation</i>			
4	17:09	17:22	<b>Bassima Aldelaigan. . KSA</b>	<b>13 min.</b>		<b>36</b>
	086004		<i>Contact lenses: Which RGP lens fits your patient?</i>			
5	17:22	17:30	<b>Discussion. .</b>	<b>8 min.</b>		<b>55</b>
	086005		<i>Discussion</i>			


<b>87</b>		<b>Workshop</b>	<b>Free Paper</b>	<b>Session</b>
Sat 8/2	16:30 17:00	<b>Free Paper - Pediatric</b>		
		<b>Moderator</b> Arawa Aljaberi	<b>Panelist</b> Mostafa Azzab	
<b>1</b>	16:30 16:35 <input type="text" value="087001"/>	<b>Abdelhamied Allam. . Egypt</b> <i>Retcam fluorescein angiography findings in type one ROP treated by intravitreal injection of ranibizumab</i>	<b>5 min.</b> 	<b>251</b>
<b>2</b>	16:35 16:40 <input type="text" value="087002"/>	<b>Hamed Abbasi. . UAE</b> <i>Effect of rigid gas permeable contact lenses on nystagmus and visual function in hyperopic patients with infantile nystagmus syndrome</i>	<b>5 min.</b> 	<b>252</b>
<b>3</b>	16:40 16:45 <input type="text" value="087003"/>	<b>Manal Alwazae. . KSA</b> <i>Comparative outcomes of silicone band vs. mersilene suture in loop myopexy surgery for heavy eye syndrome: A retrospective study</i>	<b>5 min.</b> 	<b>253</b>
<b>4</b>	16:45 16:50 <input type="text" value="087004"/>	<b>Mohamed Ahmed Abdelkarim. . Egypt</b> <i>Management of persistent avascular retina in retinopathy of prematurity evaluated by FFA</i>	<b>5 min.</b> 	<b>254</b>
<b>5</b>	16:50 16:55 <input type="text" value="087005"/>	<b>Neda Qurashi. . UK</b> <i>The orthoptists' sixth sense</i>	<b>5 min.</b> 	<b>122</b>
<b>6</b>	16:55 17:00 <input type="text" value="087006"/>	<b>Rawan Hosny. . Egypt</b> <i>Macular changes by optical coherence tomography after ranibizumab treatment in type 1 retinopathy of prematurity</i>	<b>5 min.</b> 	<b>255</b>

<b>88</b>		<b>Workshop</b>	<b>Free Paper</b>	<b>Session</b>
Sat 8/2	17:00	<b>Free Paper - Oculoplasty</b>		
	17:30			
		<b>Moderator</b> Fatima Habroosh	<b>Panelist</b> Ohood Almazrouei	
<b>1</b>	17:00	17:05	<b>Ikram Touahir. . Algeria</b>	<b>5 min.</b>
	088001		<i>Corneal perforation caused by an unusual presentation of a lid varix</i>	 <b>256</b>
<b>2</b>	17:05	17:10	<b>Issa Al Darraji. . Russia</b>	<b>5 min.</b>
	088002		<i>Double endoscopic follow-up in congenital dacryocystitis as a method of selection primary probing of the lacrimal ducts</i>	 <b>257</b>
<b>3</b>	17:10	17:15	<b>Mahmoud Kesba. . Egypt</b>	<b>5 min.</b>
	088003		<i>Comparison between trans-canalicular DCR and conventional DCR for canalicular lacrimal obstruction</i>	 <b>258</b>
<b>4</b>	17:15	17:20	<b>Mahmoud Mostafa. . KSA</b>	<b>5 min.</b>
	088004		<i>A new treatment modality for the enlarged extraocular muscles</i>	 <b>259</b>
<b>5</b>	17:20	17:30	<b>Discussion. .</b>	<b>10 min.</b>
	088005		<i>Discussion</i>	<b>55</b>

<b>91</b>		<b>Novelty</b>	<b>Breakfast Crash Course</b>	<b>Course</b>
Sun 9/2	8:00 9:00	<b>Breakfast Crash Course: Unlocking the Mysteries of IOL Calculation</b>		
		<b>Moderator</b> Mazen Sinjab	<b>Panelist</b> Filomena Ribeiro Mohamed Alketbi	
<b>1</b>	8:00 8:08	<b>Filomena Ribeiro. . Portugal</b> IOL calculation in extreme long eye, short eye	<b>8 min.</b> 	<b>112</b>
	<input type="text" value="091001"/>			
<b>2</b>	8:08 8:16	<b>Mazen Sinjab. . UAE</b> IOL calculation post laser vision correction	<b>8 min.</b> 	<b>183</b>
	<input type="text" value="091002"/>			
<b>3</b>	8:16 8:24	<b>Christina Grupcheva. . Bulgaria</b> Selection of IOL when corneal graft is required, a narrative approach	<b>8 min.</b> 	<b>110</b>
	<input type="text" value="091003"/>			
<b>4</b>	8:24 8:32	<b>Mazen Sinjab. . UAE</b> IOL calculation in keratoconus	<b>8 min.</b> 	<b>183</b>
	<input type="text" value="091004"/>			
<b>5</b>	8:32 8:40	<b>Filomena Ribeiro. . Portugal</b> IOL in patients with phackic implant	<b>8 min.</b> 	<b>112</b>
	<input type="text" value="091005"/>			
<b>6</b>	8:40 8:48	<b>Mohamed Alketbi. . UAE</b> Piggybag IOL calcution	<b>8 min.</b> 	<b>198</b>
	<input type="text" value="091006"/>			
<b>7</b>	8:48 9:00	<b>Discussion. .</b> Discussion	<b>12 min.</b>	<b>55</b>
	<input type="text" value="091007"/>			

<b>92</b>		<b>Workshop</b>		<b>Free Paper</b>		<b>Workshop</b>		
Sun 9/2		8:00	<b>Free Paper - Retina/ Uveitis</b>				9:00	
		<b>Moderator</b> Qasim Qasim			<b>Panelist</b> Hassan Al Hased			
<b>1</b>	8:00	8:05	<b>Mohammad Raja. . UK</b>	<b>5 min.</b>		<b>236</b>		
	092001		<i>Quantification of OCT angiography metrics in diabetic retinopathy utilising open-source toolkit software</i>					
<b>2</b>	8:05	8:10	<b>Nadine Mahfouz. . Egypt</b>	<b>5 min.</b>		<b>237</b>		
	092002		<i>Removing barriers to health information exchange for diabetic retinopathy patients</i>					
<b>3</b>	8:10	8:15	<b>Rituraj Videkar. . UAE</b>	<b>5 min.</b>		<b>61</b>		
	092003		<i>Retrospective analysis of Intravitreal fluocinolone acetonide(IVFA)(0.19mg)for resistant pseudophakic (PPH) diabetic macular edema (DME) in vitrectomised (V) and non vitrectomised eyes(NV)-1 year follow up study.</i>					
<b>4</b>	8:15	8:20	<b>Seemantini Ayachit. . India</b>	<b>5 min.</b>		<b>238</b>		
	092004		<i>Biosimilar ranibizumab-affordable, safe and equally effective alternative to innovator ranibizumab</i>					
<b>5</b>	8:20	8:25	<b>Shaikha Alhaj. . UAE</b>	<b>5 min.</b>		<b>239</b>		
	092005		<i>Vitrectomy alone versus anti-VEGF therapy prior to vitrectomy for diabetic vitreous hemorrhage: A systematic review and meta-analysis</i>					
<b>6</b>	8:25	8:30	<b>Wai-Ching Lam. . Canada</b>	<b>5 min.</b>		<b>240</b>		
	092006		<i>Comparable efficacy with aflibercept 8 mg at extended dosing intervals beyond q16 versus 2 mg q8 in Asian patients with nAMD in PULSAR through Week 96</i>					
<b>7</b>	8:30	8:35	<b>Abeer Alsdieg. . KSA</b>	<b>5 min.</b>		<b>241</b>		
	092007		<i>Changes in ocular functions after bariatric surgery: A cross sectional study</i>					
<b>8</b>	8:35	8:40	<b>Mariam Boshra. . UK</b>	<b>5 min.</b>		<b>244</b>		
	092008		<i>Severe narcotizing scleritis masquerading pseudomonas infective scleritis</i>					
<b>9</b>	8:40	8:45	<b>Salam Iriqat. . Palestine</b>	<b>5 min.</b>		<b>246</b>		
	092009		<i>Blau syndrome: A case report from Palestine</i>					
<b>10</b>	8:45	8:50	<b>Araks Davtyan. . Armenia</b>	<b>5 min.</b>		<b>242</b>		
	092010		<i>CMV associated anterior uveitis, case report</i>					

# Sunday, February 9, 2025

11	8:50	8:55	<b>Ghazal Saeed. . UAE</b>	5 min.		243
		092011	<i>A unique case of hypervirulent klebsiella pneumonia invasive syndrome with endogenous endophthalmitis, left renal vein thrombosis, and without liver abscess</i>			

12	8:55	9:00	<b>Discussion. .</b>	5 min.		55
		092012	<i>Discussion</i>			

<b>94</b>	<b>Left Channel</b>	<b>Surgical Retina</b>	<b>Session</b>
Sun 9/2	9:00	<b>To Tame Lassie-The Macula</b>	
	10:00		

**Moderator**


Ahmed El Khashab


**Panelist**


Ahmed Habib

Madhav Rao


Nicola Ghazi

1	9:00	9:10	<b>Manish Nagpal. . India</b>	10 min.		56
		094001	<i>Large submacular bleeds: Let the retina breathe again</i>			

2	9:10	9:20	<b>Nicola Ghazi. . UAE</b>	10 min.		62
		094002	<i>Lamellar macular holes: Does LHEP affect my surgical decision to operate?</i>			




3	9:20	9:30	<b>Ammar Safar. . UAE</b>	10 min.		63
		094003	<i>Secondary vitreomacular traction: Wingardium leviosa (lift the traction)</i>			




4	9:30	9:40	<b>Ahmed Habib. . Egypt</b>	10 min.		57
		094004	<i>Myopic maculopathy: Techniques of achieving surgical success</i>			

5	9:40	9:50	<b>Abdul Aziz Badla. . UAE</b>	10 min.		64
		094005	<i>Macular holes: Flaps, adjuvants, ART, how to close the macular hole</i>			

6	9:50	10:00	<b>Discussion. .</b>	10 min.		55
		094006	<i>Discussion</i>			



<b>95</b>		<b>Right Channel</b>	<b>Optometry</b>	<b>Session</b>
Sun 9/2	9:00 10:00	<b>Advancing Global Eye Care: Opportunities &amp; Innovations in Optometry</b>		
		<b>Moderator</b> Yazan Gammoh	<b>Panelist</b> Priya Morjaria Sandra Block Waleed Alghamdi	
<b>1</b>	9:00 9:20	<b>Sandra Block. . USA</b>	<b>20 min.</b>	 <b>47</b>
	095001	<i>High-level public health lecture - SPECS, prevalence of visual impairment and focus of WCO efforts</i>		
<b>2</b>	9:20 9:35	<b>Priya Morjaria. . UK</b>	<b>15 min.</b>	 <b>44</b>
	095002	<i>Challenges and opportunities for global optometry in the next decade</i>		
<b>3</b>	9:35 9:50	<b>Waleed Alghamdi. . KSA</b>	<b>15 min.</b>	 <b>49</b>
	095003	<i>Expanding the scope of practice of optometrists in GCC</i>		
<b>4</b>	9:50 10:00	<b>Discussion. .</b>	<b>10 min.</b>	<b>55</b>
	095004	<i>Panel discussion: Serving the eye care need of the public through optometry</i>		

<b>96</b>		<b>Novelty</b>	<b>Young Ophthalmology</b>	<b>Session</b>
Sun 9/2	9:00 10:00	<b>Unlocking Your Future: Navigating Fellowship Applications</b>		
		<b>Moderator</b> Fatima Habroosh	<b>Panelist</b> Bushra Ahmed	
<b>1</b>	9:00 9:15	<b>Ashwaq Bin Amro. . UAE</b> How to apply for your fellowship/ subspecializing	<b>15 min.</b> 	<b>92</b>
	096001			
<b>2</b>	9:15 9:20	<b>Discussion. .</b> Discussion	<b>5 min.</b>	<b>55</b>
	096002			
<b>3</b>	9:20 9:35	<b>Aishah Aldhanhani. . UAE</b> How to apply for your fellowship/ subspecializing	<b>15 min.</b> 	<b>93</b>
	096003			
<b>4</b>	9:35 9:40	<b>Discussion. .</b> Discussion	<b>5 min.</b>	<b>55</b>
	096004			
<b>5</b>	9:40 9:55	<b>Rawdha Alnuaimi. . UAE</b> How to apply for your fellowship/ subspecializing	<b>15 min.</b> 	<b>94</b>
	096005			
<b>6</b>	9:55 10:00	<b>Discussion. .</b> Discussion	<b>5 min.</b>	<b>55</b>
	096006			







<b>97</b>	<b>Workshop</b>	<b>Orthoptics</b>	<b>Workshop</b>
Sun 9/2	9:00 10:00	<b>The Evolving Scope of Orthoptics</b>	

**Moderator**

Katy Naylor

**Panelist**






Charlotte Codina  
Helen Davis  
Jignasa Mehta


<b>1</b>	9:00	9:08	<b>Helen Davis. . UK</b>	<b>8 min.</b>		<b>116</b>
	097001		<i>Orthoptics and beyond- a UK perspective</i>			
<b>2</b>	9:08	9:16	<b>Katy Naylor. . UAE</b>	<b>8 min.</b>		<b>128</b>
	097002		<i>Orthoptists as educators</i>			
<b>3</b>	9:16	9:24	<b>Neda Qurashi. . UK</b>	<b>8 min.</b>		<b>122</b>
	097003		<i>Medical retina and orthoptics</i>			
<b>4</b>	9:24	9:32	<b>Ons Lahouimel. . UAE</b>	<b>8 min.</b>		<b>129</b>
	097004		<i>Pediatric visual electrophysiology</i>			
<b>5</b>	9:32	9:40	<b>Jignasa Mehta. . UK</b>	<b>8 min.</b>		<b>119</b>
	097005		<i>Pushing the boundaries of orthoptic services</i>			
<b>6</b>	9:40	9:48	<b>Charlotte Codina. . UK</b>	<b>8 min.</b>		<b>125</b>
	097006		<i>ACP pediatric ophthalmology</i>			
<b>7</b>	9:48	10:00	<b>Discussion. .</b>	<b>12 min.</b>		<b>55</b>
	097007		<i>Discussion</i>			






<b>98</b>	<b>Wetlab</b>	<b>Cornea</b>	<b>Wet lab</b>
Sun 9/2	9:00 10:30	<b>Corneal Transplant DSAEK/DMEK</b>	

**Instructors**






Amna Al Maazmi  
Esmaeil Arbabi  
Fouad El Sayyad  
Murad Alobthani

<b>99</b>		<b>Left Channel</b>	<b>Glaucoma</b>	<b>Session</b>
Sun 9/2	10:00 11:00	<b>Improving Outcomes in Secondary Glaucoma</b>		
		<b>Moderator</b> Mohamed Sayed	<b>Panelist</b> Prashant Bhatia Tarek Shaarawy Tina Wong	
<b>1</b>	10:00 10:10	<b>Tina Wong. . Singapore</b> Optimising glaucoma surgical outcomes with a renewed perspective on anti scarring approach	<b>10 min.</b> 	<b>162</b>
	<input type="text" value="099001"/>			
<b>2</b>	10:10 10:20	<b>Tarek Shaarawy. . Switzerland</b> To combine or not to combine	<b>10 min.</b> 	<b>151</b>
	<input type="text" value="099002"/>			
<b>3</b>	10:20 10:30	<b>Prashant Bhatia. . UAE</b> Steroid induced glaucoma, pearls and pitfalls in management	<b>10 min.</b> 	<b>164</b>
	<input type="text" value="099003"/>			
<b>4</b>	10:30 10:40	<b>Mohamed Sayed. . UAE</b> Ahmed vs Paul tube results	<b>10 min.</b> 	<b>144</b>
	<input type="text" value="099004"/>			
<b>5</b>	10:40 10:50	<b>Waleed Ghobashy. . UAE</b> Difficulties in managing neovascular glaucoma	<b>10 min.</b> 	<b>165</b>
	<input type="text" value="099005"/>			
<b>6</b>	10:50 11:00	<b>Discussion. .</b> Discussion	<b>10 min.</b>	<b>55</b>
	<input type="text" value="099006"/>			

<b>100</b>		<b>Right Channel</b>	<b>Orbis</b>	<b>Session</b>
Sun 9/2	10:00 10:30	<b>Orbis Session: Cataracts and Surgery in Developing Countries</b>		
		<b>Moderator</b> Huda Al Dhaheri Piergiorgio Neri		
<b>1</b>	10:00 10:30	<b>Robert Walters. . UK</b> Cataracts and surgery in developing countries	<b>30 min.</b> 	<b>260</b>
	<input type="text" value="100001"/>			

<b>101</b>		<b>Novelty</b>	<b>Orthoptics</b>	<b>Session</b>
Sun 9/2	10:30 11:30	<b>Ocular Motility: A Window to The Brain</b>		
		<b>Moderator</b> Lauren Watson	<b>Panelist</b> Hayat Khan Helen Davis Luai Eldweik	
<b>1</b>	10:30 10:45	<b>Helen Davis. . UK</b> <i>Eye movement testing in incomitant strabismus</i>	<b>15 min.</b> 	<b>116</b>
	<input type="text" value="101001"/>			
<b>2</b>	10:45 10:53	<b>Neda Qurashi. . UK</b> <i>The orthoptist's sixth sense</i>	<b>8 min.</b> 	<b>122</b>
	<input type="text" value="101002"/>			
<b>3</b>	10:53 11:01	<b>Luai Eldweik. . UAE</b> <i>Traces of neurodegenerative disease in eye movements</i>	<b>8 min.</b> 	<b>71</b>
	<input type="text" value="101003"/>			
<b>4</b>	11:01 11:09	<b>Natasha Barrow. . UAE</b> <i>Locked eye?</i>	<b>8 min.</b> 	<b>123</b>
	<input type="text" value="101004"/>			
<b>5</b>	11:09 11:17	<b>Imran Jan. . UAE</b> <i>Breaking the limits of vision: A deep dive into gaze control</i>	<b>8 min.</b> 	<b>124</b>
	<input type="text" value="101005"/>			
<b>6</b>	11:17 11:30	<b>Discussion. .</b> <i>Discussion</i>	<b>13 min.</b>	<b>55</b>
	<input type="text" value="101006"/>			

<b>102</b>	<b>Workshop</b>	<b>Surgical Retina</b>	<b>Workshop</b>
Sun 9/2	10:00 11:00	<b>Art and Science of Scleral Buckling</b>	

		<b>Moderator</b>		<b>Panelist</b>	
		Prasan Rao		Madhav Rao Raef Guirguis	
<b>1</b>	10:00 10:10	<b>Madhav Rao. . UAE</b>	<i>10 min.</i>		<b>275</b>
	<input type="text" value="102001"/>	<i>How to select cases and basic steps of scleral buckling?</i>			
<b>2</b>	10:10 10:20	<b>Raef Guirguis. . UAE</b>	<i>10 min.</i>		<b>276</b>
	<input type="text" value="102002"/>	<i>Which buckling element to choose? Buckle, band, sponge</i>			
<b>3</b>	10:20 10:30	<b>Mandeep Lamba. . UAE</b>	<i>10 min.</i>		<b>277</b>
	<input type="text" value="102003"/>	<i>Subretinal fluid drainage: Indications, techniques &amp; dry tap</i>			
<b>4</b>	10:30 10:40	<b>Prasan Rao. . UAE</b>	<i>10 min.</i>		<b>273</b>
	<input type="text" value="102004"/>	<i>Chandelier assisted scleral buckling</i>			
<b>5</b>	10:40 10:50	<b>Jay Kalliath. . UAE</b>	<i>10 min.</i>		<b>278</b>
	<input type="text" value="102005"/>	<i>Management of complications of scleral buckling - Intraop and postop</i>			
<b>6</b>	10:50 11:00	<b>Discussion. .</b>	<i>10 min.</i>		<b>55</b>
	<input type="text" value="102006"/>	<i>Discussion</i>			

<b>103</b>	<b>Right Channel</b>	<b>Young Ophthalmology</b>	<b>Session</b>
Sun 9/2	10:30 11:00	<b>Phaco Formula 1</b>	

		<b>Moderator</b>		<b>Panelist</b>	
		Ashwaq Bin Amro		Mohamed Tawfik Rami Shasha Sharif Issa	

<b>104</b>	<b>Wetlab</b>	<b>Pediatric</b>	<b>Wet lab</b>
Sun 9/2	10:30 12:00	<b>Strabismus</b>	

**Instructors**


Andrew Malem  
 Arawa Aljaberi  
 Ihab El Bably  
 Imran Jawaid  
 Laila Ababneh  
 Mostafa Azzab






<b>1</b>	10:30	10:40	<b>Laila Ababneh. . UAE</b>	<b>10 min.</b>		<b>146</b>
	104001		<i>Strabismus</i>			

<b>105</b>	<b>Left Channel</b>	<b>In-Depth Session</b>	<b>Session</b>
Sun 9/2	11:00 11:30	<b>In-Depth Session (7): Santen</b>	

**Moderator**

Omnia Hamam

<b>1</b>	11:00	11:30	<b>Waleed Ghobashy. . UAE</b>	<b>30 min.</b>		<b>165</b>
	105001		<i>Drug choice in glaucoma, which and when?</i>			

<b>106</b>		<b>Right Channel</b>	<b>Free paper</b>	<b>Session</b>
Sun 9/2	11:00 11:30	<b>Storyteller "Oral Abstract"</b>		
		<b>Moderator</b> Areej Hasan	<b>Panelist</b> Hesham Elsheikh Reem Al Hebsi Sumaiya Alsaadi	
<b>1</b>	11:00 11:05 <input type="text" value="106001"/>	<b>Mohamed Rezk. . Egypt</b> <i>Outcomes of limbal stem cell transplantation in limbal stem cell deficiency</i>	<b>5 min.</b> 	<b>222</b>
<b>2</b>	11:05 11:10 <input type="text" value="106002"/>	<b>Nader Mettias. . Egypt</b> <i>Phacoemulsification with gonioscopy-assisted transluminal trabeculotomy versus phacoemulsification alone in primary angle closure glaucoma: A randomized controlled study</i>	<b>5 min.</b> 	<b>261</b>
<b>3</b>	11:10 11:15 <input type="text" value="106003"/>	<b>Nasser Karimi. . Iran</b> <i>Effect of superficial keratotomy on reducing postoperative pain following conjunctival flap surgery: A double-blind randomized controlled trial</i>	<b>5 min.</b> 	<b>262</b>
<b>4</b>	11:15 11:20 <input type="text" value="106004"/>	<b>Sahar Al Ali. . UAE</b> <i>Serpiginous-like choroiditis with ANCA-PR3 vasculitis in a patient from endemic country: A complex phenotypic, immunological and epidemiological puzzle</i>	<b>5 min.</b> 	<b>245</b>
<b>5</b>	11:20 11:25 <input type="text" value="106005"/>	<b>Marko Lukic. . Croatia</b> <i>Evaluation of OCT-derived pro-inflammatory biomarkers in diabetic macular edema unresponsive to anti-VEGF therapy</i>	<b>5 min.</b> 	<b>232</b>
<b>6</b>	11:25 11:30 <input type="text" value="106006"/>	<b>Discussion. .</b> <i>Discussion</i>	<b>5 min.</b>	<b>55</b>







<b>107</b>	<b>Workshop</b>	<b>Free Paper</b>	<b>Session</b>
Sun 9/2	11:00 11:30	<b>Free Paper - Glaucoma</b>	

**Moderator**

Wael Elmenawy






**Panelist**






Rawdha Alnuaimi


<b>1</b>	11:00 11:05	<b>Ramy Khader. . UK</b>	<b>5 min.</b>		<b>264</b>
	107001	<i>Challenging angle closure with pregnancy</i>			
<b>2</b>	11:05 11:10	<b>Saad Alosaimi. . KSA</b>	<b>5 min.</b>		<b>266</b>
	107002	<i>Efficacy of bimatoprost sustained-release implant (Bimatoprost SR) in treating severe intraocular pressure in open glaucoma: A systematic review &amp; meta-analysis</i>			
<b>3</b>	11:10 11:15	<b>Sahar Abd El Monem. . Egypt</b>	<b>5 min.</b>		<b>267</b>
	107003	<i>Correlation between vessel density by optical coherence tomography angiography and severity of visual field loss in primary open angle and primary closed angle glaucoma</i>			
<b>4</b>	11:15 11:20	<b>Umair Qidwai. . UK</b>	<b>5 min.</b>		<b>268</b>
	107004	<i>Paul glaucoma implant vs. Ahmed glaucoma valve: A real-world comparative analysis</i>			
<b>5</b>	11:20 11:30	<b>Discussion. .</b>	<b>10 min.</b>		<b>55</b>
	107005	<i>Discussion</i>			

<b>108</b>	<b>Break</b>		<b>Break</b>
Sun 9/2	11:30 12:00	<b>Coffee Break</b>	

<b>109</b>	<b>Main Hall</b>	<i>Session</i>
Sun 9/2	12:00 12:30	<b>Ali Bin Shakar Abstract and ESO Awards</b>
<b>Chairperson</b>	<b>Introduced By</b>	
Khaled Abuhaleeqa Omnia Hamam Sheikha Noura Al Qassimi	Meera Altamimi	

<b>110</b>	<b>Left Channel</b>	<b>Medical Retina</b>	<i>Session</i>
Sun 9/2	12:30 13:30	<b>Imaging That Can Potentially Change Our Clinical Practice</b>	
	<b>Moderator</b>	<b>Panelist</b>	
	Maysoon Al Karam	Piergiorgio Neri	
<b>1</b>	12:30 12:40	<b>Sawsan R. Nowilaty. . KSA</b>	<b>10 min.</b>  <b>130</b>
<input type="text" value="110001"/>		<i>Peripheral OCT: Can it impact our clinical decision</i>	
<b>2</b>	12:40 12:50	<b>Sumayya Almarzooqi. . UAE</b>	<b>10 min.</b>  <b>202</b>
<input type="text" value="110002"/>		<i>OCT and multiple sclerosis: The growing need</i>	
<b>3</b>	12:50 13:00	<b>Adrian Koh. . Singapore</b>	<b>10 min.</b>  <b>186</b>
<input type="text" value="110003"/>		<i>Leverging AI in OCT-practical application in the clinical setting</i>	
<b>4</b>	13:00 13:10	<b>Nancy Holekamp. . USA</b>	<b>10 min.</b>  <b>187</b>
<input type="text" value="110004"/>		<i>AI assisted home OCT- the US experience</i>	
<b>5</b>	13:10 13:20	<b>Piergiorgio Neri. . UAE</b>	<b>10 min.</b>  <b>85</b>
<input type="text" value="110005"/>		<i>Diverse perspective: Rally of compelling case presentations</i>	
<b>6</b>	13:20 13:30	<b>Discussion. .</b>	<b>10 min.</b> <b>55</b>
<input type="text" value="110006"/>		<i>Discussion</i>	


<b>111</b>		<b>Right Channel</b>	<b>Pediatric Ophthalmology</b>	<b>Session</b>
Sun 9/2	12:30 13:30	<b>Unveiling new perspectives: Updates in pediatric ophthalmology</b>		
		<b>Moderator</b> Laila Ababneh	<b>Panelist</b> Arif Khan Ihab El Bably Imran Jan	
<b>1</b>	12:30 12:40	<b>Laila Ababneh. . UAE</b> Vision for the future: Redefining myopia management	<b>10 min.</b> 	<b>146</b>
	<input type="text" value="111001"/>			
<b>2</b>	12:40 12:50	<b>Imran Jawaid. . UAE</b> Amblyopia: A modern approach to diagnosis and management	<b>10 min.</b> 	<b>148</b>
	<input type="text" value="111002"/>			
<b>3</b>	12:50 13:00	<b>Mohammad Javed Ali. . India</b> Updates in congenital NLDO	<b>10 min.</b> 	<b>77</b>
	<input type="text" value="111003"/>			
<b>4</b>	13:00 13:10	<b>Arif Khan. . UAE</b> What to do for a child with suspected Inherited retinal diseases in 2025	<b>10 min.</b> 	<b>126</b>
	<input type="text" value="111004"/>			
<b>5</b>	13:10 13:20	<b>Syed Ali. . UAE</b> Ultra-widefield fundus fluorescein angiography in pediatric retinal vascular diseases	<b>10 min.</b> 	<b>153</b>
	<input type="text" value="111005"/>			
<b>6</b>	13:20 13:30	<b>Discussion. .</b> Discussion	<b>10 min.</b>	<b>55</b>
	<input type="text" value="111006"/>			

<b>112</b>		<b>Novelty</b>	<b>Young Ophthalmology</b>	<b>Session</b>
Sun 9/2	12:30 13:30	<b>Ophthalmologists in The Social Media Landscape</b>		
		<b>Moderator</b> Fatima Habroosh	<b>Panelist</b> Omnia Hamam	
<b>1</b>	12:30 13:30	<b>Servane Collette. . UAE</b> Marketing guide to build your patient base	<b>60 min.</b> 	<b>91</b>
	<input type="text" value="112001"/>			

<b>114</b>	<b>Wetlab</b>	<b>Cataract</b>	<b>Wet lab</b>
Sun 9/2	12:30 14:00	<b>Phaco (Beginners)</b>	

**Instructors**

Ahmed Mostafa  
 Ashraf Zeid  
 Mohamed Nadhari  
 Mohammed Alkaabi  
 Omar Almarzooqi  
 Yousef Al Blooshi

<b>1</b>	12:30 12:40	<b>Ashraf Zeid. . UAE</b>	<b>10 min.</b>		<b>139</b>
	114001	<i>Phaco (Beginners)</i>			

<b>115</b>	<b>Left Channel</b>	<b>Social Media</b>	<b>Session</b>
Sun 9/2	13:30 14:30	<b>Instagraming with Integrity: Balancing Ethics and Engagement</b>	






**Moderator**

Doha Hamidallah

**Panelist**

Manal Bouhaimed  
 Rami Shasha  
 Rashed Al-Nooryani






<b>1</b>	13:30 13:40	<b>Doha Hamidallah. . Morocco</b>	<b>10 min.</b>		<b>199</b>
	115001	<i>Introduction: Eye care through social media</i>			
<b>2</b>	13:40 13:50	<b>Rami Shasha. . Canada</b>	<b>10 min.</b>		<b>113</b>
	115002	<i>Obtaining patient consent for social media content</i>			
<b>3</b>	13:50 14:10	<b>Doha Hamidallah. . Morocco</b>	<b>20 min.</b>		<b>199</b>
	115003	<i>Guidelines for ethical use</i>			
<b>4</b>	14:10 14:30	<b>Discussion. .</b>	<b>20 min.</b>		<b>55</b>
	115004	<i>Interactive discussion</i>			

<b>116</b>		<b>Right Channel</b>	<b>Cornea</b>	<b>Session</b>
Sun 9/2	13:30 14:30	<b>Diving Deep: From Ocular Surface to Endothelium</b>		
		<b>Moderator</b> Ahmed Alsaadi	<b>Panelist</b> Amna Al Maazmi Nancy Al Raqqad Steffen Heegaard	
<b>1</b>	13:30 13:40 <input type="text" value="116001"/>	<b>Hessah Alrabiah. . Kuwait</b> <i>The tools box for dry eye disease in 2025</i>	<b>10 min.</b> 	<b>179</b>
<b>2</b>	13:40 13:50 <input type="text" value="116002"/>	<b>Amna Al Maazmi. . UAE</b> <i>Corneal ulceration and perforation: The facts</i>	<b>10 min.</b> 	<b>177</b>
<b>3</b>	13:50 14:00 <input type="text" value="116003"/>	<b>Fouad El Sayyad. . Egypt</b> <i>Corneal graft failure: A therapeutic approach</i>	<b>10 min.</b> 	<b>178</b>
<b>4</b>	14:00 14:10 <input type="text" value="116004"/>	<b>Nancy Al Raqqad. . Jordan</b> <i>Seeing the extra mile with keratoprosthesis</i>	<b>10 min.</b> 	<b>136</b>
<b>5</b>	14:10 14:20 <input type="text" value="116005"/>	<b>Fouad El Sayyad. . Egypt</b> <i>Endothelial disease: 2025 approach</i>	<b>10 min.</b> 	<b>178</b>
<b>6</b>	14:20 14:30 <input type="text" value="116006"/>	<b>Discussion. .</b> <i>Discussion</i>	<b>10 min.</b>	<b>55</b>

<b>118</b>	<b>Workshop</b>	<b>Nursing</b>	<b>Workshop</b>
Sun 9/2	13:30 14:30	<b>Essentials for Ophthalmology Nurses</b>	

**Moderator**

Marwa Alsoud

<b>1</b>	13:30 13:45	<b>Iman Abdi. . UAE</b>	<b>15 min.</b>		<b>101</b>
<input type="text" value="118001"/>		<i>A day in the life of an outpatient ophthalmic nurse (Video * Presentation)</i>			
<b>2</b>	13:30 13:45	<b>Haneen Mohammad. . UAE</b>	<b>15 min.</b>		<b>105</b>
<input type="text" value="118002"/>		<i>A day in the life of an outpatient ophthalmic nurse (Video * Presentation)</i>			
<b>3</b>	13:45 14:00	<b>Azea Bonayon. . UAE</b>	<b>15 min.</b>		<b>103</b>
<input type="text" value="118003"/>		<i>Worth noting about laser safety</i>			
<b>4</b>	14:00 14:15	<b>Tahani Hijji. . UAE</b>	<b>15 min.</b>		<b>104</b>
<input type="text" value="118004"/>		<i>Why not to ignore eye pressure?</i>			
<b>5</b>	14:00 14:15	<b>Ali Alqatou. . UAE</b>	<b>15 min.</b>		<b>102</b>
<input type="text" value="118005"/>		<i>Why not to ignore eye pressure?</i>			
<b>6</b>	14:15 14:30	<b>Discussion. .</b>	<b>15 min.</b>		<b>55</b>
<input type="text" value="118006"/>		<i>Discussion</i>			

<b>121</b>	<b>Wetlab</b>	<b>Glaucoma</b>	<b>Wet lab</b>
Sun 9/2	14:00 15:30	<b>Drainage Devices</b>	

**Instructors**

Ahmed Mostafa  
 Ahmed Shabana  
 Basel Alfaaouri  
 Mohamed Sayed  
 Rawdha Alnuaimi  
 Tarek Shaarawy

<b>1</b>	14:00 14:10	<b>Tarek Shaarawy. . Switzerland</b>	<b>10 min.</b>		<b>151</b>
<input type="text" value="121001"/>		<i>Drainage devices</i>			

Sunday, February 9, 2025

---


<b>122</b>	<b>Left Channel</b>	<b>In-Depth Session</b>	<b>Session</b>
Sun 9/2	14:30 15:00	<b>In-Depth Session (8): B&amp;L</b>	

---











**Moderator**

Hachemi Nezzar




---






<b>1</b>	14:30	15:00	<b>Esmail Arbabi . UAE</b>	<b>30 min.</b>		<b>181</b>
	<input type="text" value="122001"/>		<i>Rethinking dry eye disease: A contemporary approach to managing a complex condition: The role of Xiidra</i>			

---

<b>123</b>		<b>Right Channel</b>	<b>Cataract</b>	<b>Session</b>
Sun 9/2	14:30	<b>Pecha Kucha: Fast Track Tips and Tricks</b>		
	15:00			
<b>Moderator</b>				
Omnia Hamam				
<b>1</b>	14:30	14:32	<b>Amr Samir. . Egypt</b> <i>MSICS</i>	<b>2 min.</b>  <b>138</b>
	<input type="text" value="123001"/>			
<b>2</b>	14:32	14:34	<b>Rami Shasha. . Canada</b> <i>Tips and tricks for iris hook placement?</i>	<b>2 min.</b>  <b>113</b>
	<input type="text" value="123002"/>			
<b>3</b>	14:34	14:36	<b>Borja Salvador-Culla. . UAE</b> <i>Carousel technique</i>	<b>2 min.</b>  <b>194</b>
	<input type="text" value="123003"/>			
<b>4</b>	14:36	14:38	<b>Wael Elmenawy. . UAE</b> <i>Managing AC depth variations in myopic patient</i>	<b>2 min.</b>  <b>149</b>
	<input type="text" value="123004"/>			
<b>5</b>	14:38	14:40	<b>Ramy Awad. . Egypt</b> <i>Tips for phacoemulsification in narrow pupils</i>	<b>2 min.</b>  <b>248</b>
	<input type="text" value="123005"/>			
<b>6</b>	14:40	14:42	<b>Abdulla Naqi. . UAE</b> <i>Capsulorhexis initiation and completion</i>	<b>2 min.</b>  <b>195</b>
	<input type="text" value="123006"/>			
<b>7</b>	14:42	14:44	<b>Mohamed Alketbi. . UAE</b> <i>Intracapsular pressure assessment and ways to neutralize it</i>	<b>2 min.</b>  <b>198</b>
	<input type="text" value="123007"/>			
<b>8</b>	14:44	14:46	<b>Rami Shasha. . Canada</b> <i>Tips and tricks for capsular hook placement</i>	<b>2 min.</b>  <b>113</b>
	<input type="text" value="123008"/>			
<b>9</b>	14:46	14:48	<b>Mohamed Tawfik. . Egypt</b> <i>Chandlerie assisted phaco</i>	<b>2 min.</b>  <b>58</b>
	<input type="text" value="123009"/>			
<b>10</b>	14:48	14:50	<b>Omnia Hamam. . UAE</b> <i>CTR easy to insert</i>	<b>2 min.</b>  <b>163</b>
	<input type="text" value="123010"/>			
<b>11</b>	14:50	15:00	<b>Discussion. .</b> <i>Discussion</i>	<b>10 min.</b> <b>55</b>
	<input type="text" value="123011"/>			



<b>125</b>		<b>Workshop</b>	<b>Optometry</b>	<b>Workshop</b>
Sun 9/2	14:30 15:30	<b>Optometry II: Neuro-Optometry and Artificial Intelligence</b>		
		<b>Moderator</b> Yasmin El-Rouby	<b>Panelist</b> Ghada Hamad Rajeev Prasad	
<b>1</b>	14:30 14:50 <input type="text" value="125001"/>	<b>Yasmin El-Rouby. . UAE</b> <i>Transient vision loss in an optometry setting: An overview of causes, diagnosis, and management</i>	<b>20 min.</b> 	<b>50</b>
<b>2</b>	14:50 15:10 <input type="text" value="125002"/>	<b>Rajeev Prasad. . India</b> <i>Neuro-optometric rehabilitation</i>	<b>20 min.</b> 	<b>45</b>
<b>3</b>	15:10 15:30 <input type="text" value="125003"/>	<b>Sawsan Al Balushi. . Oman</b> <i>Optometry and artificial intelligence</i>	<b>20 min.</b> 	<b>48</b>

<b>126</b>		<b>Left Channel</b>	<b>Cataract</b>	<b>Session</b>
Sun 9/2	15:00	<b>Cataract Plus Surgery</b>		
	16:00			
		<b>Moderator</b> Osama Giledi	<b>Panelist</b> Lars Holm Safwan Al Bayati	
<b>1</b>	15:00	15:09	<b>Osama Giledi. . UAE</b>	<b>9 min.</b>  <b>135</b>
	126001		<i>Facing the cone in cataract surgery</i>	
<b>2</b>	15:09	15:18	<b>Ahmed Alsaadi. . UAE</b>	<b>9 min.</b>  <b>171</b>
	126002		<i>Cataract surgery with corneal endothelial disease</i>	
<b>3</b>	15:18	15:27	<b>Mohamed Hesham Aly. . UAE</b>	<b>9 min.</b>  <b>196</b>
	126003		<i>MIGS for non glaucoma surgeon, guideline</i>	
<b>4</b>	15:27	15:36	<b>Safwan Al Bayati. . UAE</b>	<b>9 min.</b>  <b>176</b>
	126004		<i>Cataract post laser vision correction: Meeting patient expectations</i>	
<b>5</b>	15:36	15:45	<b>Lars Holm. . Denmark</b>	<b>9 min.</b>  <b>111</b>
	126005		<i>Droplless cataract surgery. Guidelines and evidence base medicine</i>	
<b>6</b>	15:45	16:00	<b>Discussion. .</b>	<b>15 min.</b> <b>55</b>
	126006		<i>Discussion</i>	

<b>127</b>	<b>Right Channel</b>	<b>Uveitis</b>	<b>Session</b>
Sun 9/2	15:00	<b>Cancer &amp; Chemotherapy-Associated Uveitis: The New Kid on The Block</b>	
	16:00		

**Moderator**

Aniruddha Agarwal

**Panelist**

Francesco Pichi  
Moncef Khairallah

<b>1</b>	15:00	15:15	<b>Aniruddha Agarwal. . UAE</b>	<b>15 min.</b>		<b>84</b>
	127001		<i>Paraneoplastic syndromes and uveitis</i>			
<b>2</b>	15:15	15:20	<b>Discussion. .</b>	<b>5 min.</b>		<b>55</b>
	127002		<i>Discussion</i>			
<b>3</b>	15:20	15:35	<b>Francesco Pichi. . UAE</b>	<b>15 min.</b>		<b>87</b>
	127003		<i>Drug-related uveitis</i>			
<b>4</b>	15:35	15:40	<b>Discussion. .</b>	<b>5 min.</b>		<b>55</b>
	127004		<i>Discussion</i>			
<b>5</b>	15:40	15:55	<b>Moncef Khairallah. . Tunisia</b>	<b>15 min.</b>		<b>88</b>
	127005		<i>Uveitis associated with opportunistic infections</i>			
<b>6</b>	15:55	16:00	<b>Discussion. .</b>	<b>5 min.</b>		<b>55</b>
	127006		<i>Discussion</i>			

<b>132</b>	<b>Main Hall</b>	<b>Cornea</b>	<b>Session</b>
Sun 9/2	16:00	<b>ESO-Court: Cornea Case</b>	
	16:30		

**Judges**

Saleh Almessabi

**Jury**

Manal Bouhaimed  
Nancy Al Raqqad

**Lawyer**

Osama Giledi

**Prosecutor**

Murad Alobthani

<b>1</b>	16:00	16:30	<b>TBA. .</b>	<b>30 min.</b>		<b>54</b>
	132001		<i>The cost of confusion</i>			

Sunday, February 9, 2025

---

<b>139</b>	<b>Main Hall</b>	<i>Closing Ceremony</i>
Sun 9/2	16:30	<b>Closing Remarks and Lunch</b>
	17:30	

---

---

---